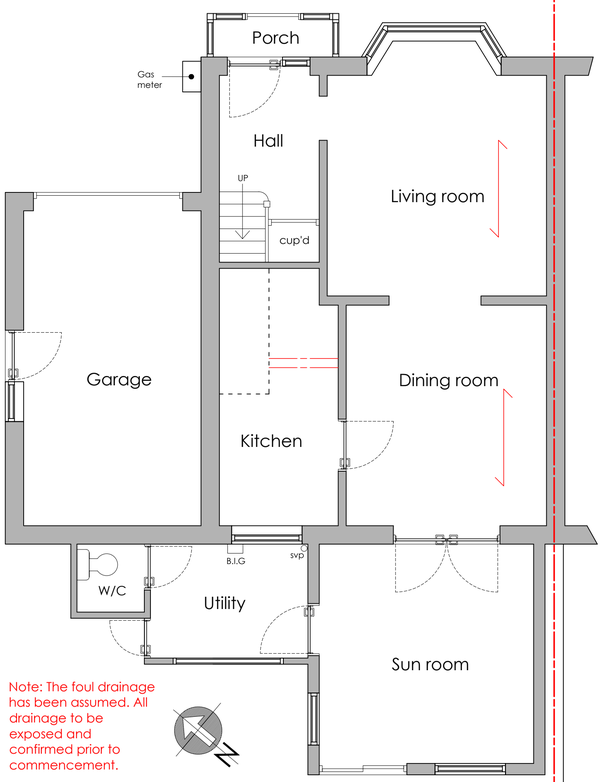

Note: The foul drainage has been assumed. All drainage to be exposed and confirmed prior to commencement.

EXISTING GROUND FLOOR PLAN 1:50

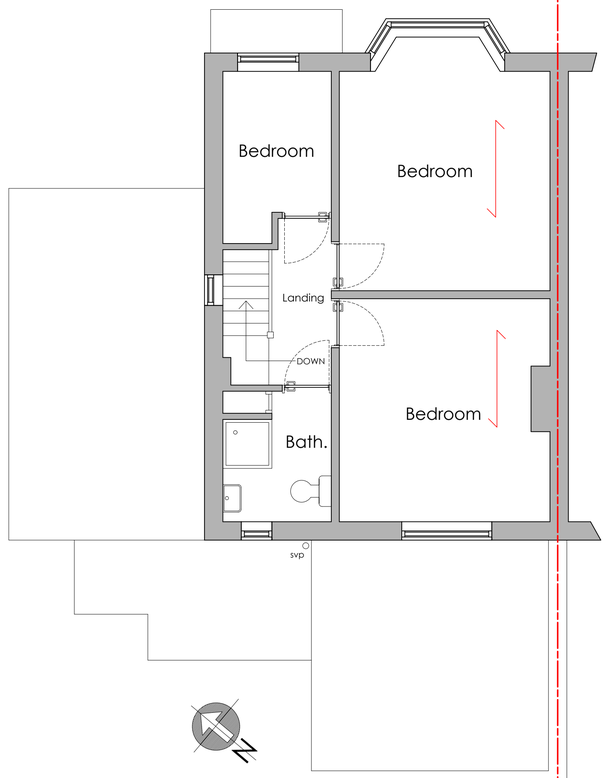

EXISTING FIRST FLOOR PLAN 1:50

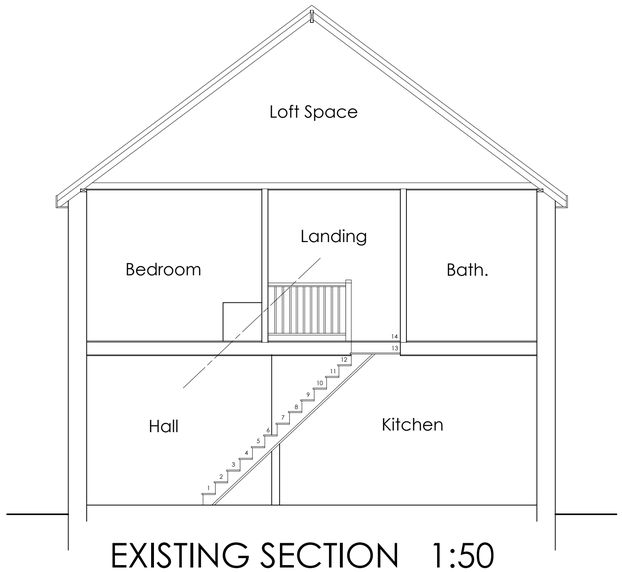

EXISTING SECTION 1:50

Scale Bars:

1:1250

1:500

1:200

1:100

1:50 0m 1m 2m

1:10 0 200 400

1:5

35 Manor Road, Lancing

Proposed loft conversion, 2-storey side extension and single storey rear extension



SITE PLAN 1:500

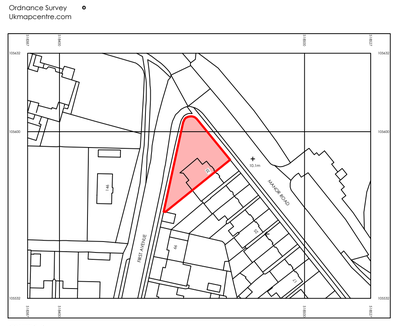

LOCATION PLAN 1:1250



EXISTING NORTH ELEVATION 1:50



EXISTING SOUTH ELEVATION 1:100



EXISTING WEST ELEVATION 1:100

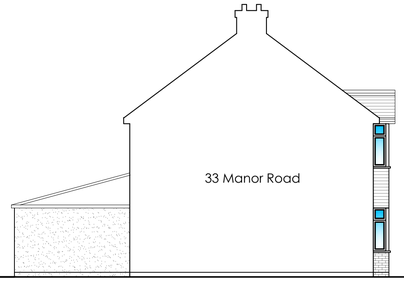

EXISTING EAST ELEVATION 1:100

ama architectural & quantity surveying services
atterbury moore associates

Unit 1 Gosling Croft Business Park
Long Furlong
Clapham Worthing
West Sussex BN13 3UT

01903 871131
carl@atterburymoore.co.uk

Client:

Address of Works: 35 Manor Road, Lancing, West Sussex, BN15 0PH

Drawing Title: Proposed Extensions and Loft Conversion

Paper Size:	A1	Date:	Sept. 22

Job Number:	Drawing Number:	Revision:
AD-226	01	Revision

General Notes:

1: Do not scale from these drawings (unless for planning purposes).
2: Drawings to be read in conjunction with the structural calculations and the building notes provided.
3: The client/ contractor is advised to read the separate notes and the details provided in the structural calculations regarding the CDM regulations.
4: The property owner is reminded to serve a Party Wall Notice on any adjoining owner should they need to do so under the requirements of the Party Wall Act 1996.
5: No work should be undertaken until all consents (Planning and Building Control) have been received and approved in writing. Any work undertaken without consent is done so at the clients risk.
6: All dimensions to be checked on site prior to ordering any materials, kitchens or bathrooms.
7: All existing foundations and lintels taking any additional loads are to be exposed and agreed with the Building Control Officer.

Revision	Date	Amendment