

Front North Facing Elevation

1m 2m 3m 4m 5m 6m 7m 8m 9m 10m
1:100 Scale Bar

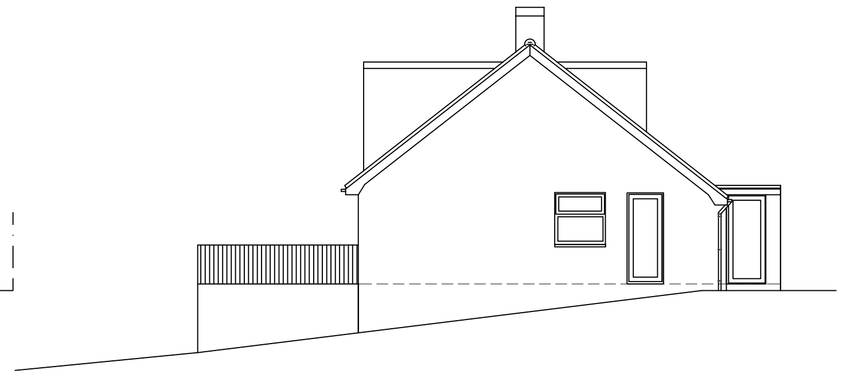

East facing Side Elevation

1m 2m 3m 4m 5m 6m 7m 8m 9m 10m
1:100 Scale Bar



South Rear Facing Elevation

1m 2m 3m 4m 5m 6m 7m 8m 9m 10m
1:100 Scale Bar

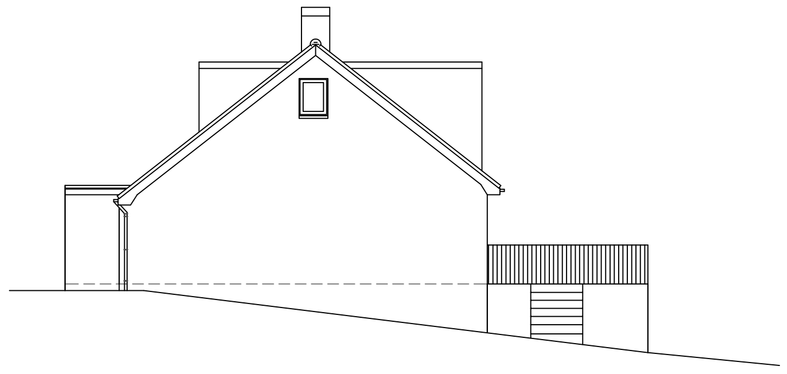

West facing Side Elevation

1m 2m 3m 4m 5m 6m 7m 8m 9m 10m
1:100 Scale Bar

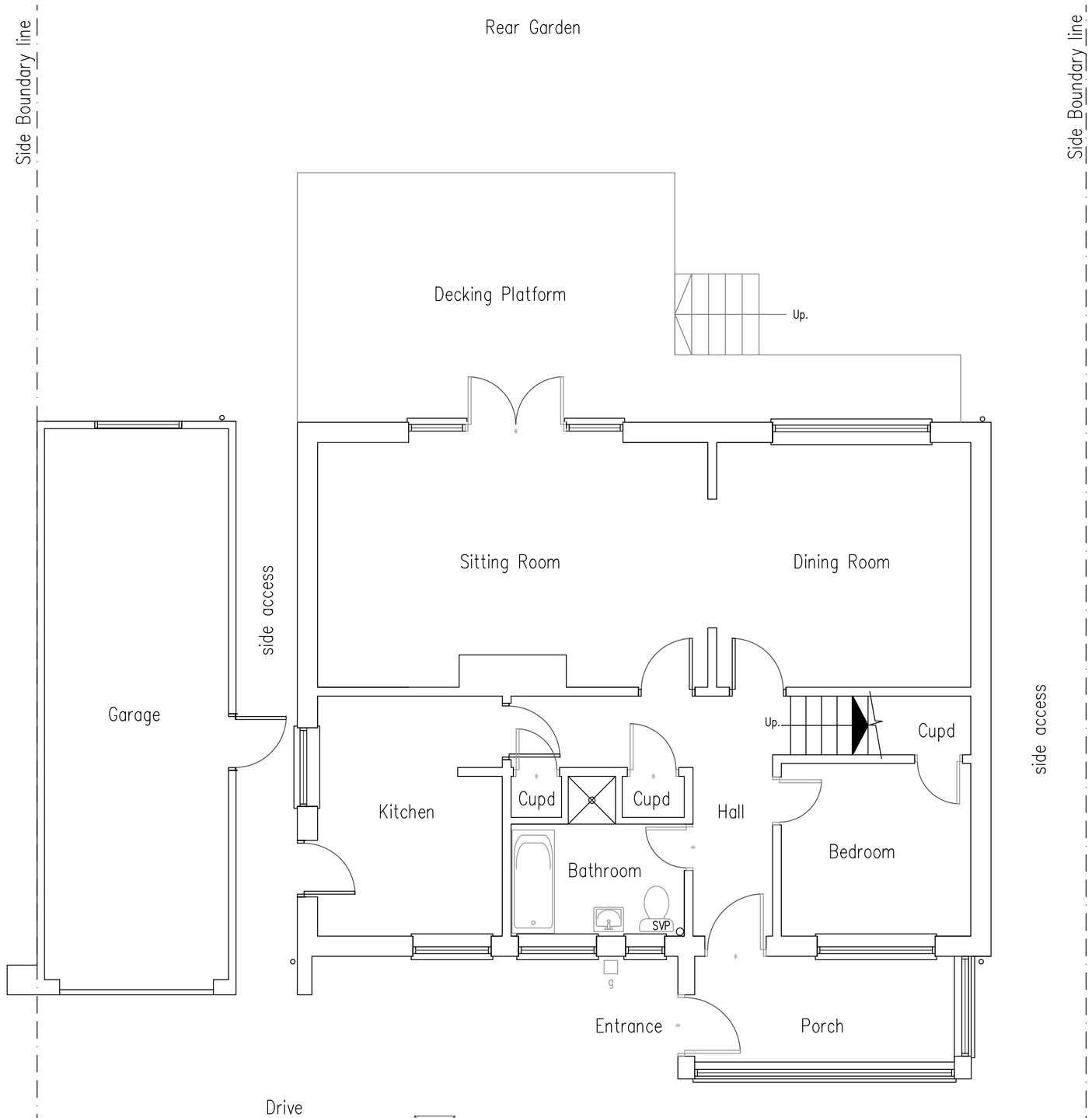

Ground Floor Plan

1:50 Scale Bar
1m 2m 3m 4m 5m 6m 7m 8m 9m 10m

DO NOT SCALE FROM THIS DRAWING EXCEPT FOR PLANNING
AS PHOTOCOPIES WILL BE SUBJECT TO DISTORTION
DRAWINGS TO BE READ IN CONJUCTION WITH ALL OTHER ARCHITECT'S & STRUCTURAL ENGINEER'S CONTRACT DRAWINGS & SPECIFICATIONS.
ANY DISCREPANCIES MUST BE BROUGHT TO THE ATTENTION OF THE ARCHITECT IMMEDIATELY.
THE CONTRACTOR MUST VERIFY ALL DIMENSIONS BY SITE MEASUREMENT BEFORE ORDERING MATERIALS OR MANUFACTURING COMPONENTS.
SUBSTITUTE MATERIALS & PRODUCTS TO THOSE NAMED WILL BE ACCEPTABLE IF PROVEN TO BE OF EQUAL OR HIGHER PERFORMANCE AND NOT IN CONFLICT WITH OTHER ELEMENTS.

Project:

Proposed
Extension & Alterations At:
6 Swanbourne Close
Lancing
West Sussex
BN15 0QH

Drawing title:

Plans & Elevations As Existing

Client:
Stuart Sheppard

© Copyright of:

Architectural & Planning Services
7 Erringham Road
Shoreham By Sea
West Sussex
BN43 5NQ

BJW

01273 441009
07856899101
e-mail: benw@bjwarchitectural.co.uk
website: bjwarchitectural.co.uk

Scale:	Paper size
1:50 1:100	A1

Date:	Drawn:
23.4.2018	BJW

Drg. No.	Rev'n
01	

Note: All dimensions to be checked on site.