FOR PLANNING PURPOSES

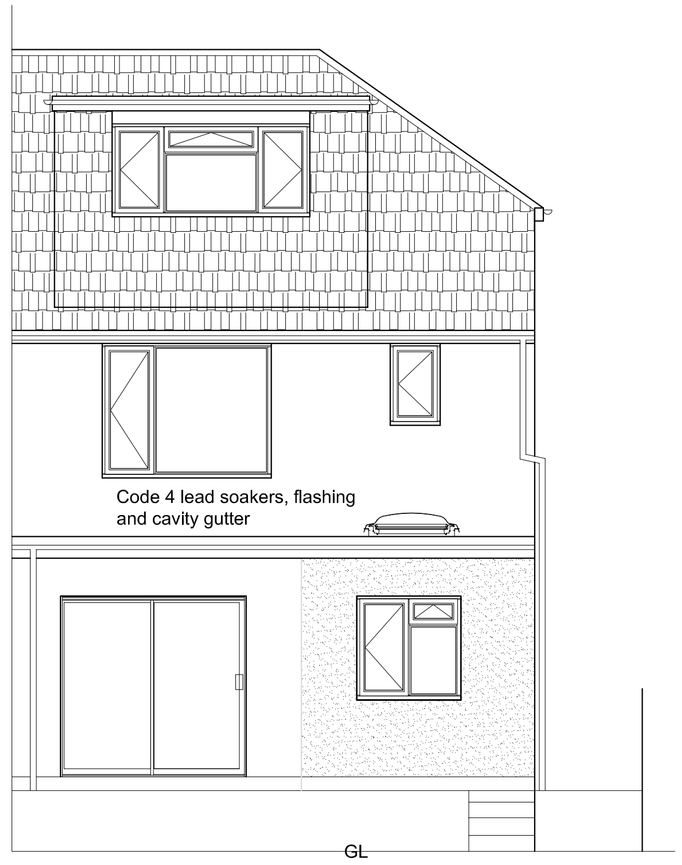

SOUTH ELEVATION

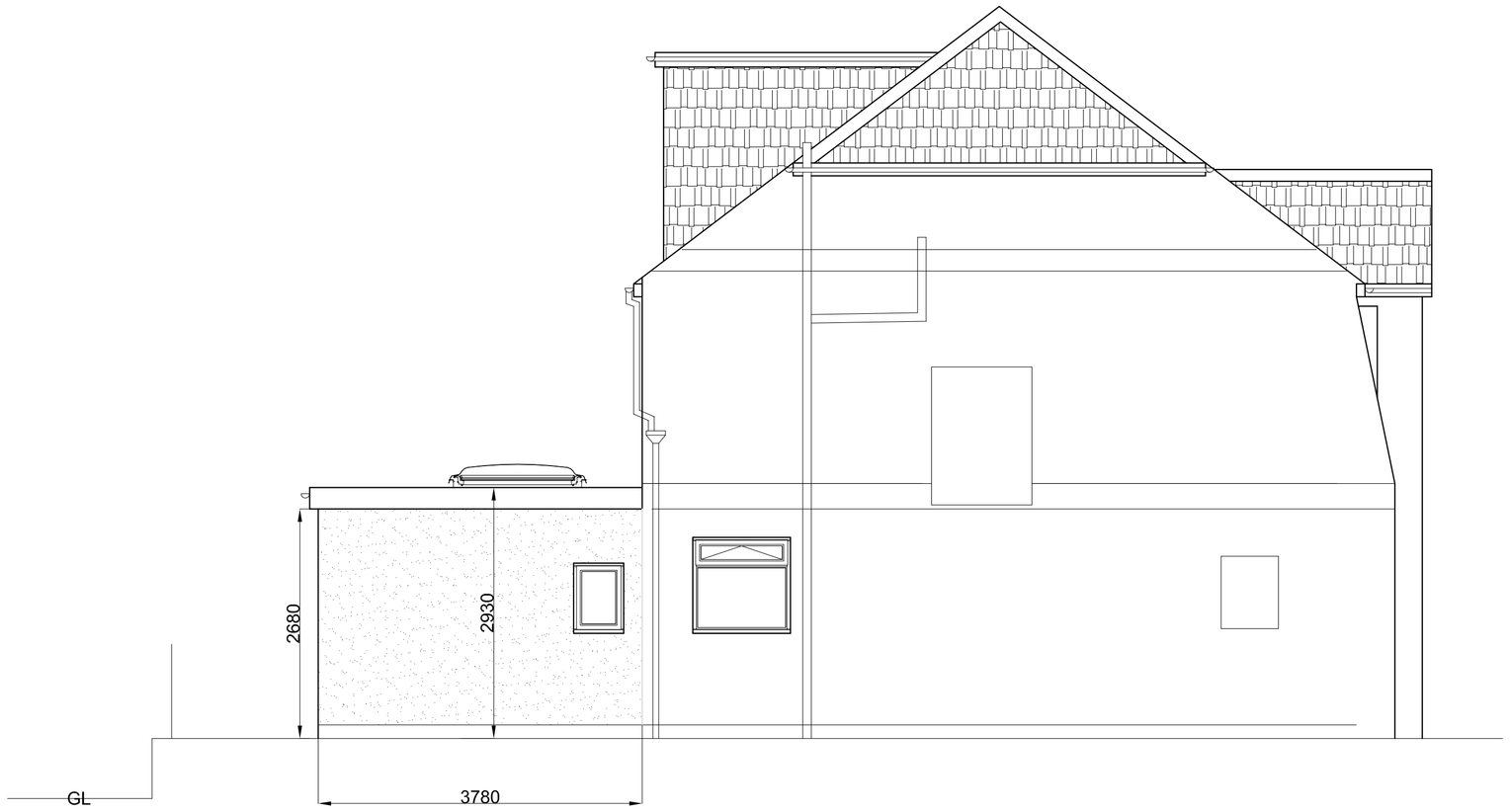

EAST ELEVATION

3 layers of felt to BS 747 with 12.5 spa chippings bedded in bitumen, on
50mm x 50mm -0 firrings on
50mm x 200mm grade C16 joists at 400mm ccs
140mm Celotex XR4000 between the joists and
12mm Celotex TB4000 under and taped as VCL
Cavity - 25mm x 47 fixing batten between plasterboard and insulation
12.5 plasterboard and scim
150mm x 25 sw fascia
Roof anchored to wall with 30mm x 5mm ms anchors at 1.5m centres
Cross ventilation by 25mm gap at fascia board (Glidvale or similar with insect mesh) and Glidvale FV250 25mm continuous at junction of roof with main dwelling wall.
Code 4 lead flashing and cavity gutter to external wall
To have a 'U' value of 0.18 W/m2

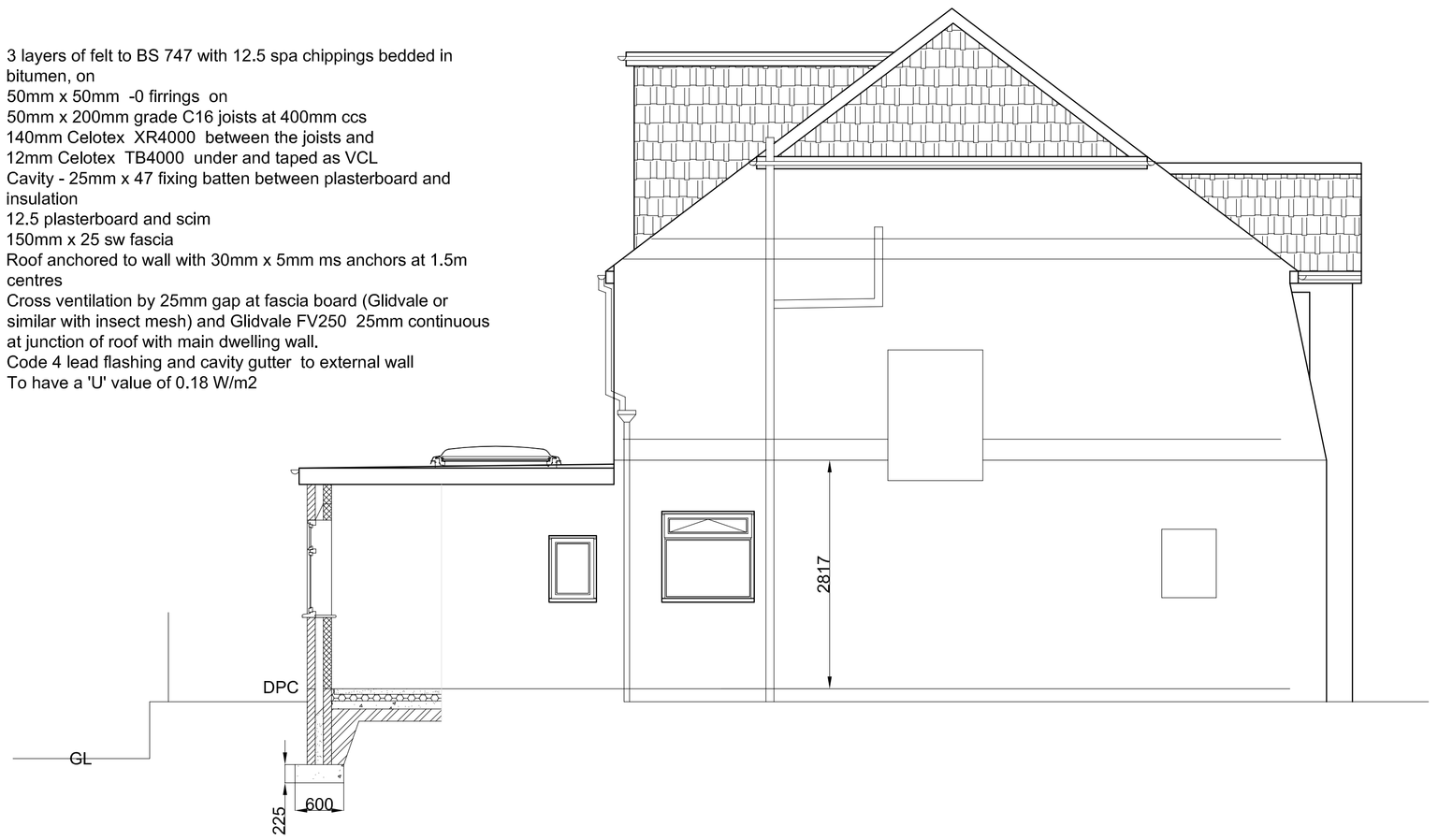

Scale in Metres
0 1 2 3 4 5 6 7 8 9 10

for 1:50

NOTES.

(i) This drawing is not to be scaled by contractors , work to figured dimensions only, confirmed on site.

(ii) This drawing is to be read in conjunction with all relevant architectural drawings, detailed specifications where applicable and all associated drawings in this series.

(iii) Any discrepancy on this drawing is to be reported immediately to the owner for clarification.

(iv) The contractor is responsible for all temporary works and for the stability of the works in progress.

(v) Copyright for all drawings/designs part or full shall remain with KEL in accordance with the Copyright Act 1988

Revision		Date
A	existing rear kitchen demolished and rebuilt	26.08.2016

Client: Mr. and Mrs. Heinein

Project: 252, Old Shoreham Road
Southwick,
Brighton
BN42 4LQ

Title: Single storey rear extension
(proposed elevations)

Building Advisor Ltd

11,Dale View
Hove
East Sussex
BN3 8LA

TEL/FAX 01273 774867
Mobile 07767 481463
E-mail keith@kelbuilding.co.uk

Scales	Date	Drawn		
1:50	May 2017	KEL		A
Project No.	Paper Size	Dwg. No.		
0685	A1	004		

© Copyright