ONLY FIGURED DIMENSIONS TO BE USED FOR CONSTRUCTION PURPOSES. ALL DIMENSIONS ARE TO BE CHECKED ON SITE PRIOR TO INSTALLATION AND THE ARCHITECT IS TO BE NOTIFIED OF ANY DISCREPENCIES.

© This drawing is copyright and must not be reproduced without the written consent of the Architect.

REV	DATE	DESCRIPTION
A	22 FEB 23	REVISIONS TO GARAGE NORTH & SOUTH ELEVATIONS; SECTION
B	04 APR 23	NORTH ELEVATION OF SUNKEN YARD ADDED
C	12 MAY 23	ALL AMENDMENTS CLOUDED

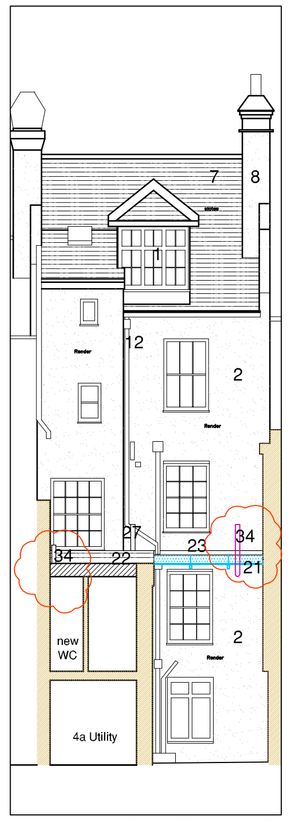

1:100 rear (north) elevation of the sunken yard

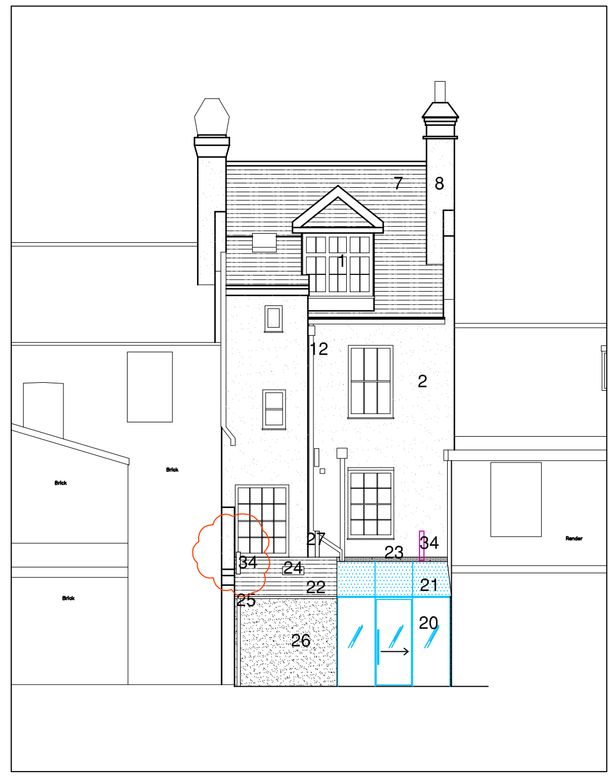

1:100 rear (north) elevation as proposed



1:100 Front (south) elevation as proposed

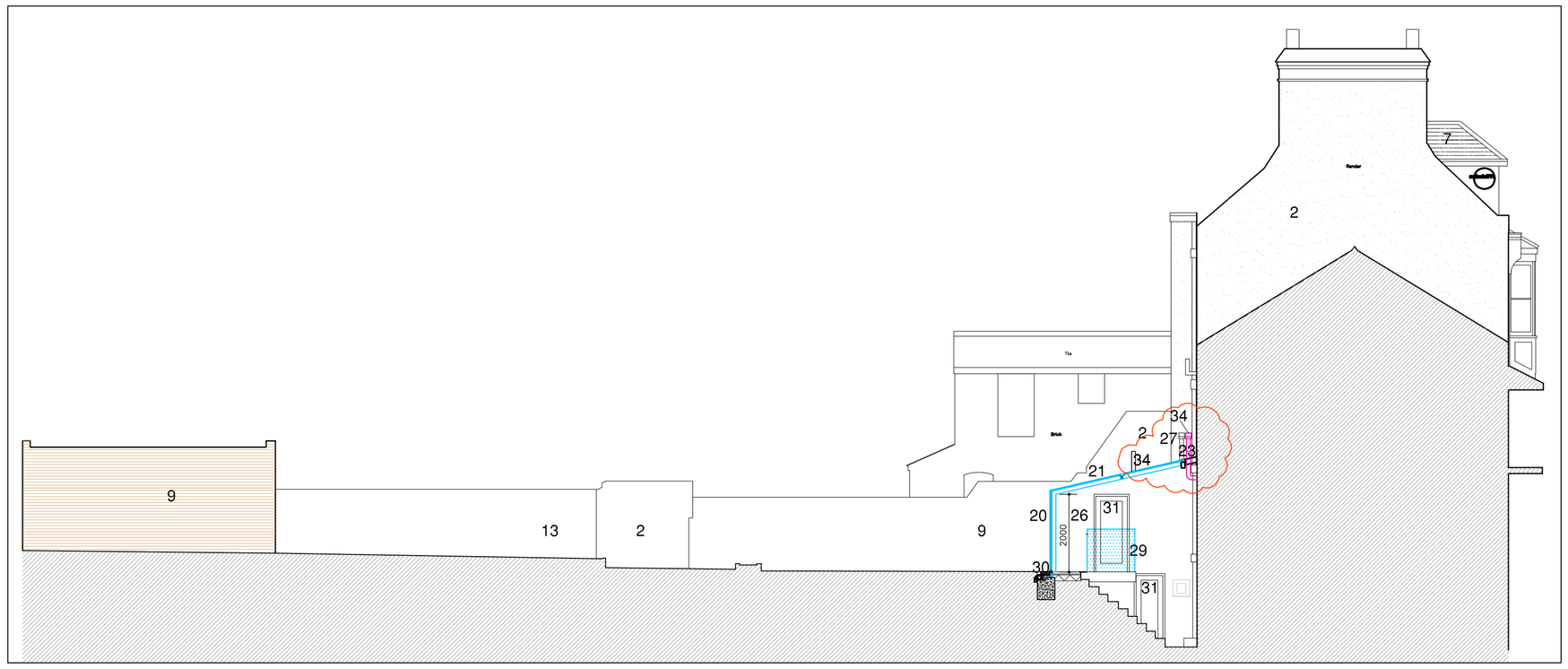

1:100 Side (west) elevation as existing & Garage west elevation as proposed

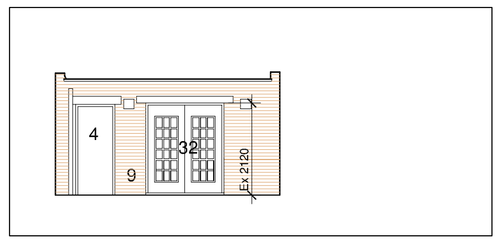

1:100 Garage (south) elevation as proposed

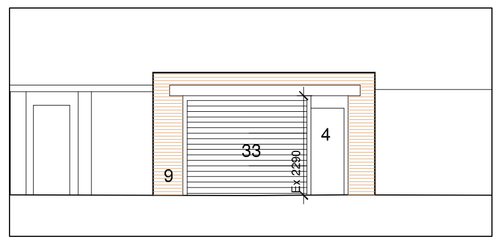

1:100 Garage north elevation as proposed

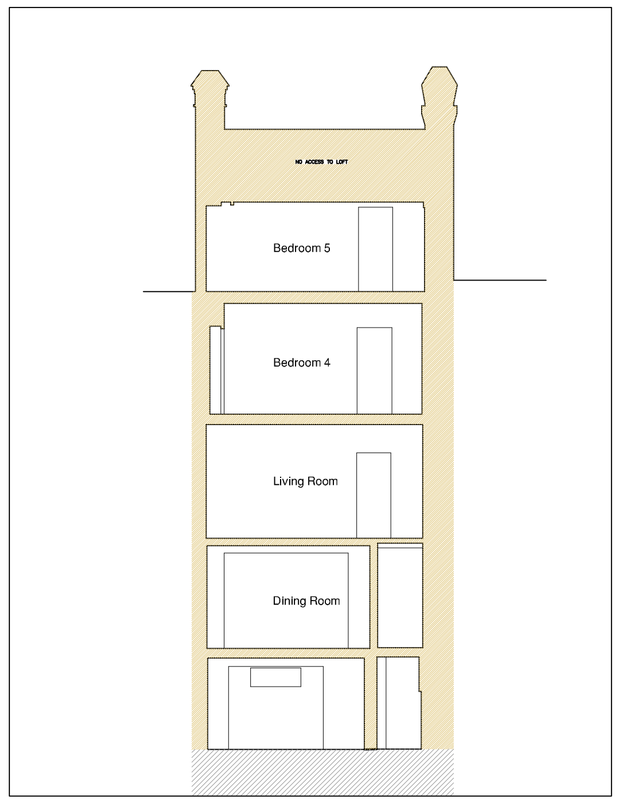

1:100 Section B-B' as proposed

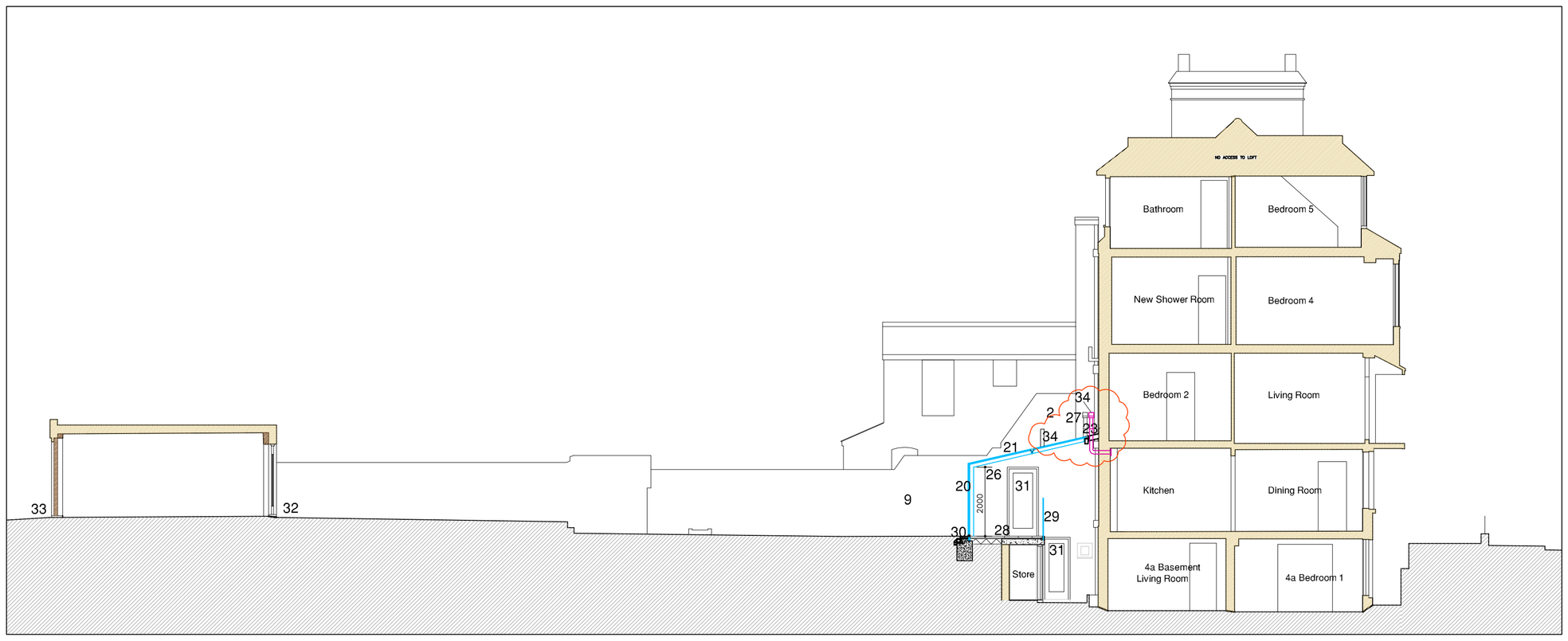

1:100 Section through garage & Section A-A as proposed

Key to materials

1	Esixsing painted timber frame windows
2	Existing painted render
3	Existing lead canopy
4	Existing painted timber door
5	Existing painted wood balcony balustrade
6	Existing cast iron railing
7	Existing slate roofing tiles
8	Existing rendered chimneys
9	Existing fairfaced brickwork
10	Existing glazed painted timber frame door
12	Existing cast iron rain water pipes and hoppers
13	Existing flint wall
20	Structural glass wall
21	Structural glass roof
22	New slate tiles to match existing
23	Lead flashing
24	new PPC aluminium roof light to match existing
25	New uPVC gutter to match existing
26	New painted render to match existing
27	New boiler flue
28	New floor and paving slabs
29	New glass balustrade
30	Linear drain
31	New glazed timber door
32	New glazed double glazed clear units, external timber door/ frame, paint finish, colour tba.
33	New horizontal timber cladding with stain finish colour tba
34	New extractor flue

Scale Bar 1:100

0 1 2 3 4 5 10m

PLANNING

4 & 4a Ambrose Place, Worthing — Elevations & Sections as proposed

saville jones | architects

DWG: \\DRAWINGS\PROFORMA\SJA_A1_SQ.DWG

date:	scale:			
December 22	1 : 100 @A1	22016	AL(0-)	08C