

Existing Ground Floor Plan
Scale: 1:100

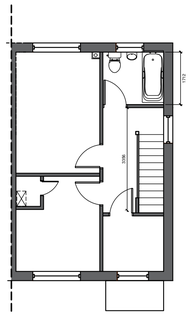

Existing First Floor Plan
Scale: 1:100

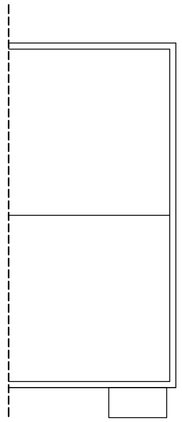

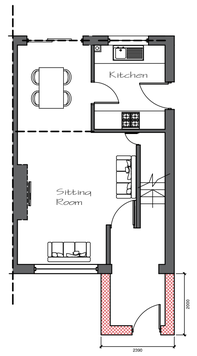

Proposed Ground Floor Plan
Scale: 1:100

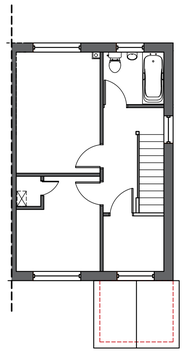

Proposed First Floor Plan
Scale: 1:100

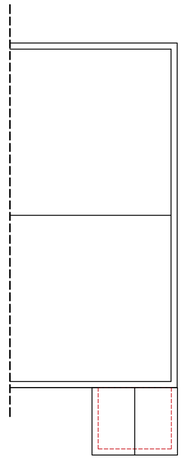

Proposed Roof Plan
Scale: 1:100



Location Plan
Scale: 1:1250

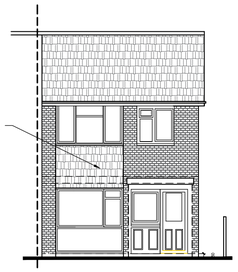

Front East Facing Elevation
Scale: 1:100

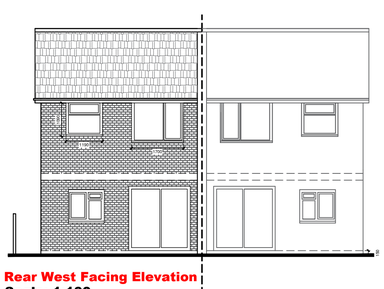

Rear West Facing Elevation
Scale: 1:100

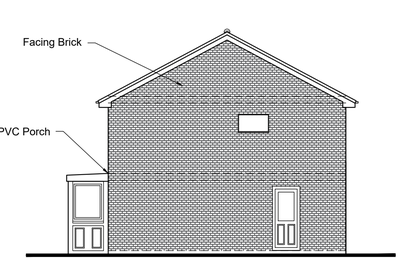

Side North Facing Elevation
Scale: 1:100

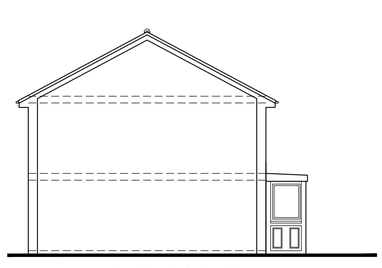

Section A-A South
Scale: 1:100

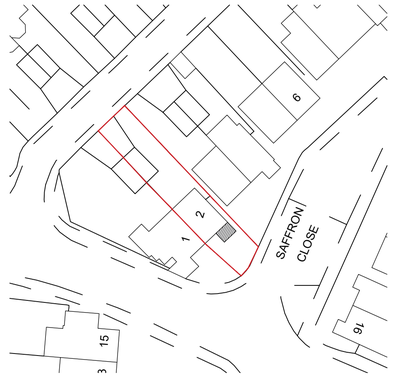

Block Plan
Scale: 1:500

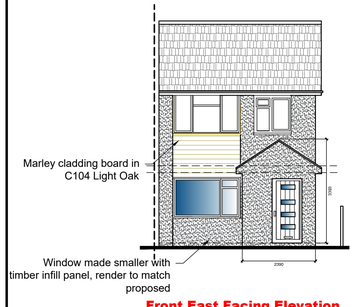

Front East Facing Elevation
Scale: 1:100



Proposed Rear West Facing Elevation
Scale: 1:100

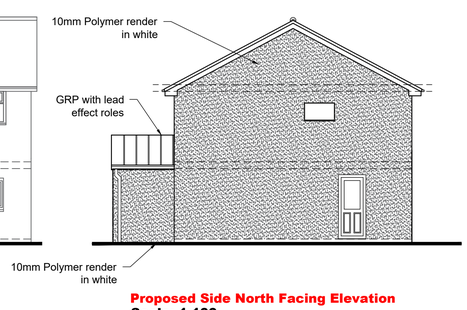

Proposed Side North Facing Elevation
Scale: 1:100

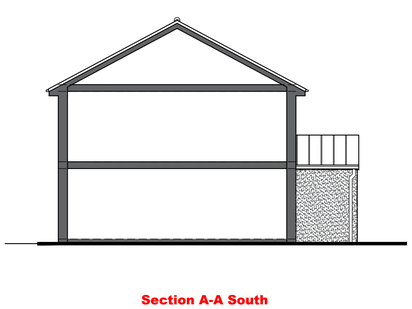

Section A-A South
Scale: 1:100





Context photo

METERS @ 1:50 | METERS @ 1:100 | METERS @ 1:200 | METERS @ 1:500 | METERS @ 1:1250

NOTE:

This drawing is to be read in conjunction with the Construction Notes and Structural Engineer's details.

The Contractor is responsible for all setting out and must check levels and dimensions on site before ordering materials or commencing work.

Refer to written dimensions only. Do not scale from drawings, except for the purposes of Planning assessment.

The Architect is to be immediately notified of any omissions or discrepancies.

Building work should not commence until all statutory approvals have been granted, i.e. Planning, Building Control, etc.

If a public sewer is discovered, consent to 'Build-over/Close-to' may be required from the Water Authority.

PARTY WALLS:

Work to Party Walls (including insertion of flashings, beam bearings, etc) are subject to Party Wall agreements with neighbours and are to be arranged by the Client in accordance with the Party Wall Act (i.e. Providing two months written notice)

SERVICES LEGEND:

- TELEVISION POINT
- TELEPHONE POINT
- 13 AMP DOUBLE SWITCHED SOCKET OUTLET
- CEILING LIGHT - PENDANT FITTING
- ONE WAY LIGHT SWITCH
- TWO WAY LIGHT SWITCH
- NEON INDICATOR SWITCH FOR LOFT LIGHT
- ENERGY EFFICIENT RECESSED DOWNLIGHTER
- MAINS INTER-LINKED SMOKE DETECTOR
- MAINS INTER-LINKED HEAT DETECTOR
- SPRINKLER HEAD (FLUSH TYPE)
- NEW RADIATOR (INDICATIVE SIZE)
- SHAVING POINT
- FUSED SPUR FOR TOWEL RAIL
- SINGLE SWITCH FUSED SPUR BELOW WORKTOP
- CONSUMER UNIT
- CAT 5 / CAT 6 DATA CABLE SOCKET
- COOKER SWITCH
- MECHANICAL EXTRACT FAN COOKER HOOD
- UV ELECTRIC HEATER
- MECHANICAL EXTRACT FAN
- Below ground drainage - Surface Water
- Below ground drainage - Foul Water
- Discharge pipes
- Existing structure
- Proposed structure
- Removed structure
- Section line

Revision	Date:	Details:	Initials:
X	XX/XX/XX	Amendments	XX

These drawings and designs are the property of Shear Architectural Design Ltd and must not be copied, retained, or used without prior written consent. © Copyright

CREATE INSPIRE ENHANCE

SHEAR ARCHITECTURAL DESIGN

2 Saffron Close
Shoreham-By-Sea
West Sussex
BN43 6JF

07881 656512
info@sheararchitecturaldesign.co.uk

PROJECT:

2 Saffron Close
Shoreham-By-Sea
West Sussex
BN43 6JF

DRAWING TITLE:

Front Porch
External render / cladding

NORTH

DATE:	09/06/2021
SCALE:	Various
DRAWN:	DS
CHECKED:	-
SHEET	OF

PROJECT NUMBER:	DRAWING NUMBER:	REVISION:
21/00	PL1	-