

North Elevation 1:100

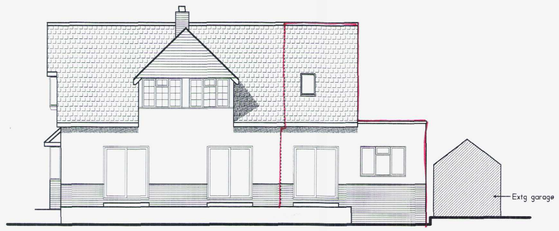

South Elevation 1:100

ALL MATERIALS ARE TO MATCH EXISTING

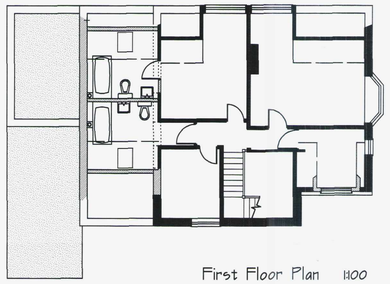

First Floor Plan 1:100

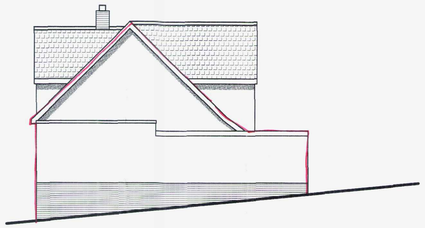

East Elevation 1:100

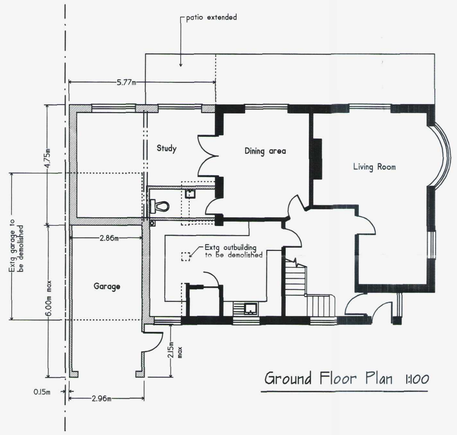

Ground Floor Plan 1:100

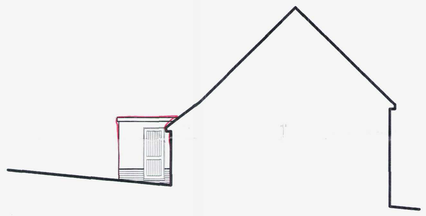

West Elevation 1:100



Location Plan 1:250

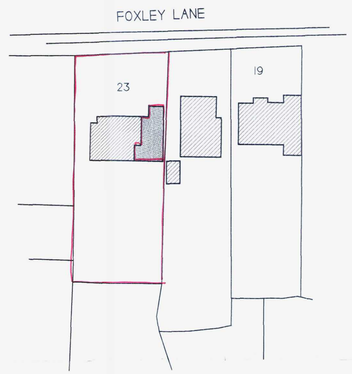

Site Plan 1:500

NOTES

1. No critical dimensions are to be scaled from this drawing. (except for planning purposes)
2. It is the contractors responsibility to ensure that all work is carried out in accordance with Local Authority and NHBC requirements and that all plumbing and electrical work complies with the current regulations of the area water board and electricity board.
3. Any works carried out prior to the receipt of the necessary approvals are the responsibility of the client.
4. Whilst every effort has been made to obtain accurate information on the existing structure or site, it is essential that the contractor or client check at every stage and notify the Designer of any discrepancies.

BOROUGH OF WORTHING
DESPATCHED 15/11/07
07/1410/FULL
WORTHING BOROUGH COUNCIL
- 7 JAN 2008
CONSENT GRANTED SUBJECT TO CONDITIONS

REV	DATE	DESCRIPTION

CLIENT:
Mr + Mrs Jackaman
23 Foxley lane
Worthing

JOB TITLE:
Proposed two storey and single storey extensions incl. attached garage
at above address

DRAWING TITLE:
Floor plans, elevations etc.

Clive C. Gibbs
BUILDING CONSULTANT
30 Coleridge Close
Goring by Sea
Worthing. West Sussex
Telephone (01903) 243741

SCALE	As shown
DATE	October 07
DRAWN BY	CG
CHECKED BY	

DRAWING No. 07/1751-1
REV