

01 D.02 FRONT (WEST) ELEVATION
AS PROPOSED

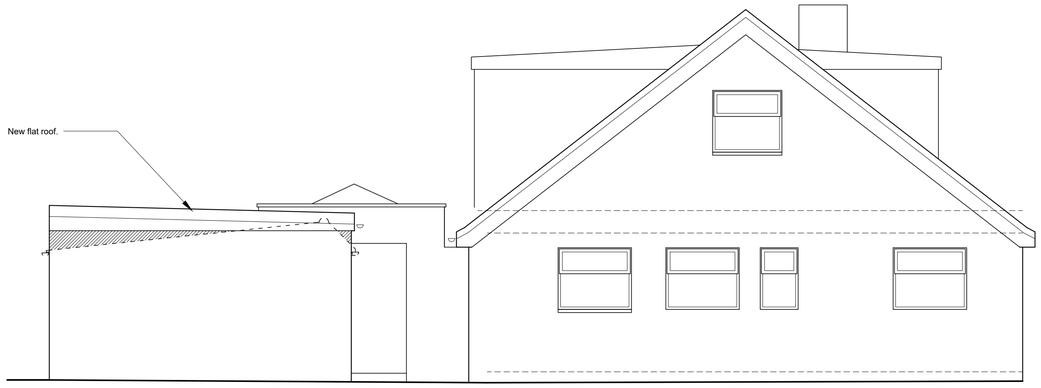

03 D.02 SIDE (NORTH) ELEVATION
AS PROPOSED

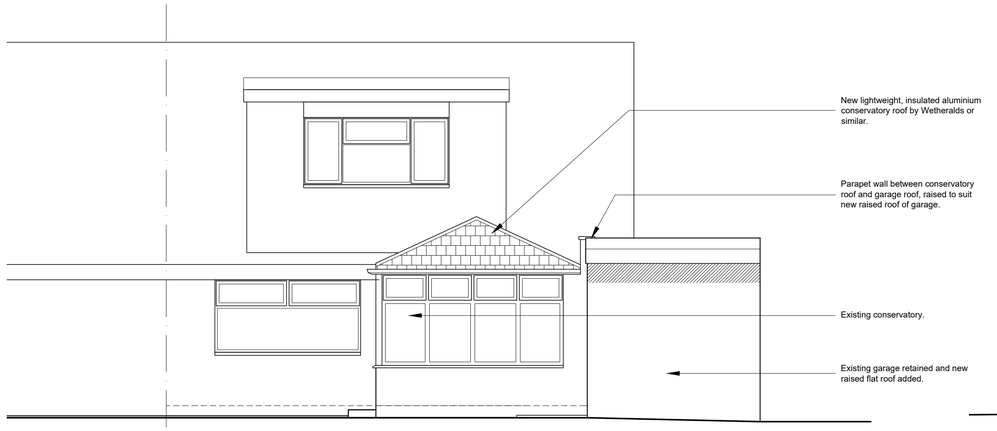

02 D.02 REAR (EAST) ELEVATION
AS PROPOSED

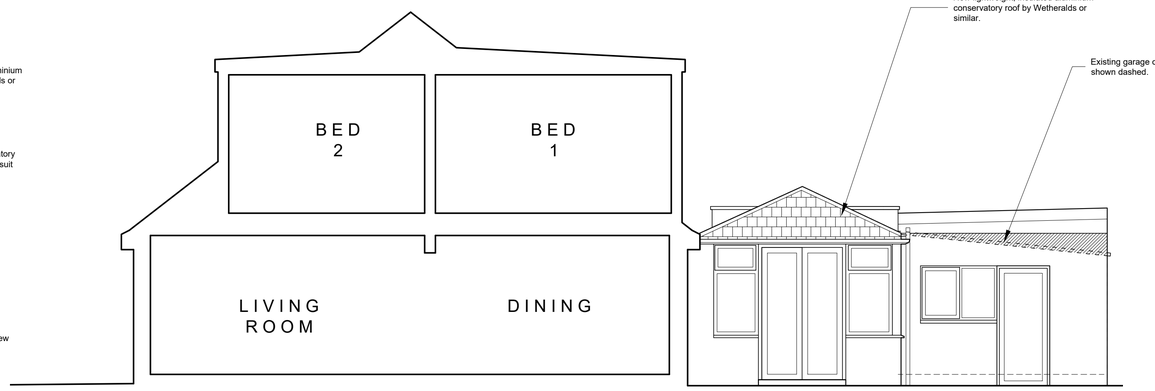

04 D.02 SECTION THROUGH HOUSE / SOUTH ELEVATION
AS PROPOSED



05 D.02 SECTION THROUGH HOBBY ROOM
AS PROPOSED

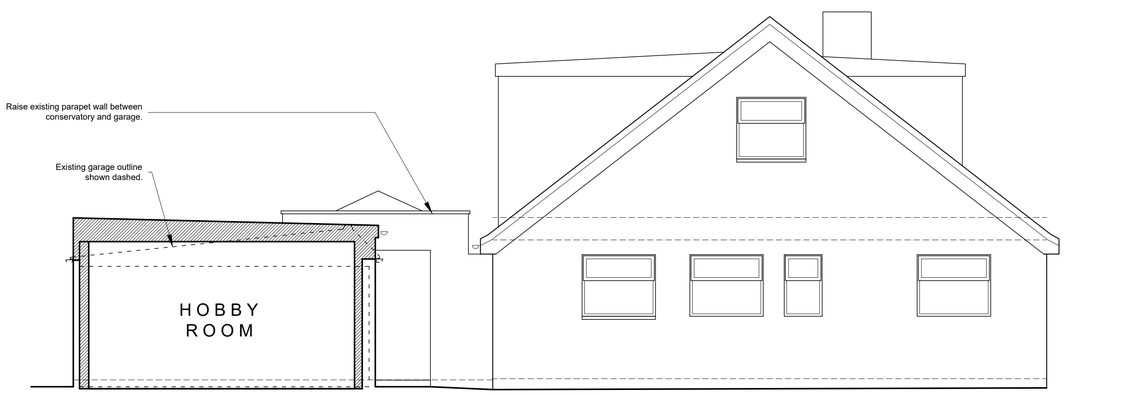

06 D.02 LONG SECTION
AS PROPOSED

0 1 2 3 4 5m

SCALE BAR
1:50 @ A1

DO NOT SCALE FROM THIS DRAWING

DRAWING TO BE READ IN CONJUNCTION WITH ALL OTHER ARCHITECT'S AND ENGINEER'S CONTRACT DRAWING & SPECIFICATIONS.
ANY DISCREPANCIES MUST BE BROUGHT TO THE ATTENTION OF THE ARCHITECT IMMEDIATELY.
THIS DRAWING HAS BEEN PREPARED BASED ON SURVEY DRAWINGS AND INFORMATION PREPARED BY OTHERS. THE CONTRACTOR MUST VERIFY ALL DIMENSIONS BY SITE MEASUREMENT BEFORE ORDERING MATERIALS OR MANUFACTURING COMPONENTS.
SUBSTITUTE MATERIALS & PRODUCTS TO THOSE NAMED WILL BE ACCEPTABLE IF PROVEN TO BE OF EQUAL OR HIGHER PERFORMANCE AND NOT IN CONFLICT WITH OTHER ELEMENTS.

THIS DRAWING HAS BEEN PREPARED FOR THE SOLE PURPOSE OF ACHIEVING PLANNING APPROVAL. THE DRAWINGS DO NOT PURPORT TO BE PRODUCTION DRAWINGS FOR TENDER OR CONSTRUCTION AND SHOULD NOT BE USED FOR ANY BUILDING OR CONTRACTUAL PURPOSES.

NOTES

REV	DATE	DESCRIPTION
A	13/09/18	External door added to study.
B	10/10/18	Conservatory roof revised.
C	11/10/18	Study doors/windows revised; issued for planning.
D	17/10/18	Rear elevation added.
E	13/11/18	Conservatory roof raised.
F	10/12/18	North elevation added.
G	12/02/19	Garage retained and converted.

FOR PLANNING

JOB TITLE
7 FRESHFIELDS CLOSE
LANCING

DRAWING TITLE
ELEVATIONS AND SECTIONS
AS PROPOSED

JOB No	DWG No		REV
FCL	D.02		G
DRAWN BY	CHECKED BY	SCALE (@A1)	DATE
ML	ML	1:50	09/18

LIGGINS WAINEWRIGHT ARCHITECTURE
11 HALLYBURTON ROAD
HOVE BN3 7GU
TEL. 07533 352489
E-MAIL. INFO@LW-ARCHITECTURE.CO.UK