Planning Services, Adur District Council

Civic Centre,
Ham Road,
Shoreham-by-Sea,
West Sussex,
BN43 6PR

Tel : (01273) 263222 (calls may be recorded)
website : www.adur.gov.uk
e-mail : developmentcontrol@adur.gov.uk

ADUR DISTRICT COUNCIL
PLANNING DIVISION
PLAN No. Ad/0317/08
DATE RECEIVED 11 JUN 2008

Householder Application for Planning Permission for works or extension to a dwelling.
Town and Country Planning Act 1990

Publication of planning applications on council websites

Please note that with the exception of applicant contact details and Certificates of Ownership, the information provided on this application form and in supporting documents may be published on the council's website.

If you have provided any other information as part of your application which falls within the definition of personal data under the Data Protection Act which you do not wish to be published on the council's website, please contact the council's planning department.

Please complete using block capitals and black ink.
It is important that you read the accompanying guidance notes as incorrect completion will delay the processing of your application.

1. Applicant Name and Address

Title:	MR
First name:	D
Last name:	MORLEY
Company (optional):	
Unit:	
House number:	7
House suffix:	
House name:	
Address 1:	MONKS AVENUE
Address 2:	
Address 3:	
Town:	LANCING
County:	WEST SUSSEX
Country:	ENGLAND
Postcode:	BN15 9DJ

2. Agent Name and Address

Title:	
First name:	
Last name:	
Company (optional):	B.C. BUILDING CONSULTANTS LTD
Unit:	
House number:	27
House suffix:	
House name:	
Address 1:	DELL DRIVE
Address 2:	
Address 3:	
Town:	ANGMERING
County:	WEST SUSSEX
Country:	ENGLAND
Postcode:	BN16 4HE

3. Description of Proposed Works

Please describe the proposed works:

ALTERATIONS AND RE-BUILDING SIDE EXTENSION

3. Description of Proposed Works (continued)

Has the work already started? ☐ Yes ☑ No

If Yes, please state when the work was started (DD/MM/YYYY): _____ (date must be pre-application submission)

Has the work already been completed? ☐ Yes ☑ No

If Yes, please state when the work was completed (DD/MM/YYYY): _____ (date must be pre-application submission)

4. Site Address Details

Please provide the full postal address of the application site.

Unit: _____ House number: 7 House suffix: _____

House name: _____

Address 1: MONKS AUENUE

Address 2: _____

Address 3: _____

Town: LANCING

County: WEST SUSSEX

Postcode (optional): BN15 9DJ

5. Pedestrian and Vehicle Access, Roads and Rights of Way

Is a new or altered vehicle access proposed to or from the public highway? ☐ Yes ☑ No

Is a new or altered pedestrian access proposed to or from the public highway? ☐ Yes ☑ No

Do the proposals require any diversions, extinguishments and/or creation of public rights of way? ☐ Yes ☑ No

If Yes to any questions, please show details on your plans or drawings and state the reference number(s) of the plan(s)/ drawing(s):

6. Pre-application Advice

Has assistance or prior advice been sought from the local authority about this application? ☐ Yes ☑ No

If Yes, please complete the following information about the advice you were given. (This will help the authority to deal with this application more efficiently).

Please tick if the full contact details are not known, and then complete as much possible: ☐

Officer name:

Reference:

Date (DD MM YYYY): (must be pre-application submission)

Details of the pre-application advice received:

7. Trees and Hedges

Are there any trees or hedges on your own property or on adjoining properties which are within falling distance of your boundary? ☐ Yes ☑ No

If Yes, please mark their position on a scaled plan and state the reference number of any plans or drawings:

Will any trees or hedges need to be removed or pruned in order to carry out your proposal? ☐ Yes ☑ No

If Yes, please show on your plans which trees by giving them numbers e.g. T1, T2 etc, state the reference number of the plan(s)/ drawing(s) and indicate the scale.

8. Parking

Will the proposed works affect existing car parking arrangements? ☐ Yes ☑ No

If Yes, please describe:

9. Council Employee / Member

Is the applicant or agent related to any member of staff or elected member of the council? ☐ Yes ☑ No

If Yes, please provide details:

10. Materials

If applicable, please state what materials are to be used externally. Include type, colour and name for each material:

	Existing (where applicable)	Proposed	Not applicable	Don't Know	Drawing references if applicable
Walls	BRICKWORK	BRICKWORK TO MATCH EXISTING	☐	☐	
Roof	FLAT FELT ROOF	FLAT FELT ROOF	☐	☐	
Windows	WHITE UPVC	WHITE UPVC	☐	☐	
Doors	"	"	☐	☐	
Boundary treatments (e.g. fences, walls)			☑	☐	
Vehicle access and hard-standing			☑	☐	
Lighting			☑	☐	
Others (please specify)			☑	☐	

Are you supplying additional information on submitted plan(s)/drawing(s)/design and access statement? ☐ Yes ☑ No

If Yes, please state references for the plan(s)/drawing(s)/design and access statement:

11. Certificates

One Certificate A, B, C, or D, must be completed, together with the Agricultural Holdings Certificate with this application form

CERTIFICATE OF OWNERSHIP - CERTIFICATE A

Town and Country Planning (General Development Procedure) Order 1995 Certificate under Article 7

I certify/The applicant certifies that on the day 21 days before the date of this appli[redacted]nobody except myself/ the applicant was the owner *(owner is a person with a freehold interest or leasehold interest with at lea[redacted] run)* of any part of the land or building to which the application relates.

Signed - Applicant:	Or signed - Agent:	Date (DD/MM/YYYY):
		10/6/2008

CERTIFICATE OF OWNERSHIP - CERTIFICATE B

Town and Country Planning (General Development Procedure) Order 1995 Certificate under Article 7

I certify/ The applicant certifies that I have/the applicant has given the requisite notice to everyone else (as listed below) who, on the day 21 days before the date of this application, was the owner (*owner is a person with a freehold interest or leasehold interest with at least 7 years left to run)* of any part of the land or building to which this application relates.

Name of Owner	Address	Date Notice Served

Signed - Applicant:	Or signed - Agent:	Date (DD/MM/YYYY):

CERTIFICATE OF OWNERSHIP - CERTIFICATE C

Town and Country Planning (General Development Procedure) Order 1995 Certificate under Article 7

I certify/ The applicant certifies that:

- Neither Certificate A or B can be issued for this application
- All reasonable steps have been taken to find out the names and addresses of the other owners *(owner is a person with a freehold interest or leasehold interest with at least 7 years left to run)* of the land or building, or of a part of it , but I have/ the applicant has been unable to do so.

The steps taken were:

Name of Owner	Address	Date Notice Served

Notice of the application has been published in the following newspaper (circulating in the area where the land is situated):	On the following date (which must not be earlier than 21 days before the date of the application):

Signed - Applicant:	Or signed - Agent:	Date (DD/MM/YYYY):

11. Certificates (continued)

CERTIFICATE OF OWNERSHIP - CERTIFICATE D

Town and Country Planning (General Development Procedure) Order 1995 Certificate under Article 7

I certify/ The applicant certifies that:

- Certificate A cannot be issued for this application
- All reasonable steps have been taken to find out the names and addresses of everyone else who, on the day 21 days before the date of this application, was the owner *(owner is a person with a freehold interest or leasehold interest with at least 7 years left to run)* of any part of the land to which this application relates, but I have/ the applicant has been unable to do so.

The steps taken were:

Notice of the application has been published in the following newspaper (circulating in the area where the land is situated):

On the following date (which must not be earlier than 21 days before the date of the application):

Signed - Applicant:

Or signed - Agent:

Date (DD/MM/YYYY):

AGRICULTURAL HOLDINGS CERTIFICATE

Town and Country Planning (General Development Proced[illegible]der 1995 Certificate under Article 7

Agricultural Land Declaration - You Must Complete Either A or B

(A) None of the land to which the application relates is, or is part of, an [illegible]l holding.

Signed - Applicant:

Or signed - Ag[illegible]

Date (DD/MM/YYYY): 10/6/2008

B) I have/ The applicant has given the requisite notice to every person other than myself/ the applicant who, on the day21 days before the date of this application, was a tenant of an agricultural holding on all or part of the land to which this application relates, as iisted below:

Name of Tenant	Address	Date Notice Served

Signed - Applicant:

Or signed - Agent:

Date (DD/MM/YYYY):

12. Planning Application Requirements - Checklist

Please read the following checklist to make sure you have sent all the information in support of your proposal. Failure to submit all information required will result in your application being deemed invalid. It will not be considered valid until all information required by the Local Planning Authority has been submitted.

3 copies of a completed and dated application form: ☑

3 copies of a plan which identifies the land to which the application relates drawn to an identified scale and showing the direction of North: ☑

3 copies of other plans and drawings or information necessary to describe the subject of the application: ☑

3 copies of a design and access statement where proposed works fall within one of the following designated areas: ☒

- National Park
- Site of special scientific interest
- Conservation area
- Area of outstanding natural beauty
- World Heritage Site
- The Broads

The correct fee: ☑

3 copies of the completed, dated Article 7 Certificate (Agricultural Holdings): ☑

3 copies of the completed, dated Ownership Certificate (A, B, C or D - as applicable): ☑

13. Declaration

I/we hereby apply for planning permission/consent as desc[illegible]orm and the accompanying plans/drawings and additional information.

Signed - Applicant:

Or signed - [illegible]

Date (DD/MM/YYYY): 10/6/2008 (date cannot be pre-application)

14. Applicant Contact Details

Telephone numbers

Country code:	National number:	Extension number:

Country code: [redacted] Mobile number (optional): [redacted]

Country code: Fax number (optional):

Email address (optional):

15. Agent Contact Details

Telephone numbers

Country code:	National number:	Extension number:
01903	786014	

Country code: Mobile number (optional):

Country code: Fax number (optional):

Email address (optional):

16. Site Visit

Can the site be seen from a public road, public footpath, bridleway or other public land? ☐ Yes ☑ No

If the planning authority needs to make an appointment to carry out a site visit, whom should they contact? *(Please select only one)* ☐ Agent ☑ Applicant ☐ Other (if different from the agent/applicant's details)

If Other has been selected, please provide:

Contact name: MR MORLEY

Telephone number: [redacted]

Email address:

PLANNING DIV
PLAN No. Acc 6317108
DATE RECEIVED 11 JUN 2008

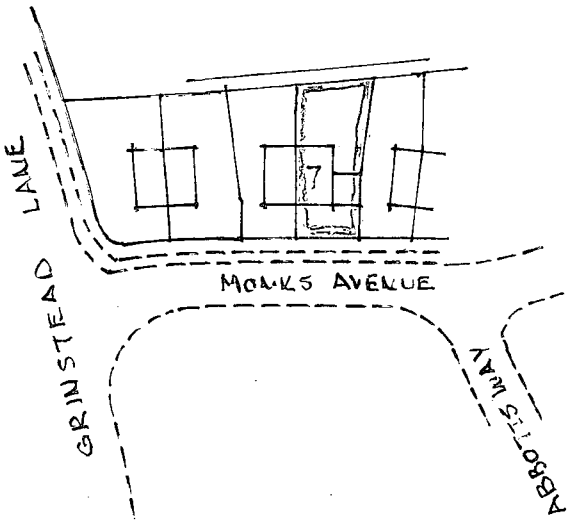

SITE PLAN
SCALE 1/1250

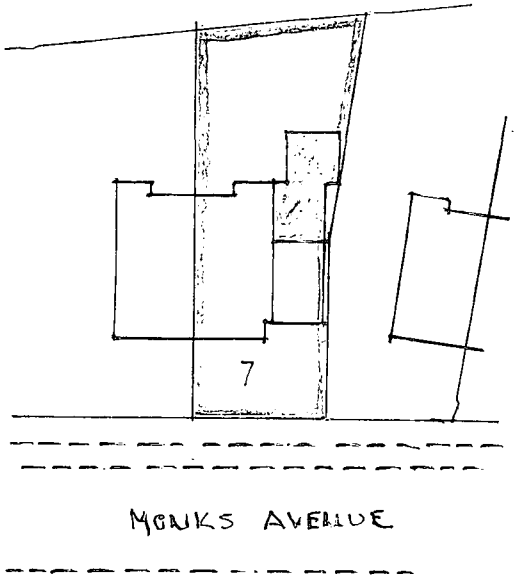

BLOCK PLAN
SCALE 1/500

B·C·Building Consultants Limited

27 Dell Drive
Angmering
Sussex BN16 4HE
Telephone/Fax: (01903) 786014
Mobile: (07881) 943352

DRG. No. 3141/1

ADUR DISTRICT COUNCIL
PLANNING DIVISION
PLAN No. Ad0631/07
DATE RECEIVED 11 JUN 2008

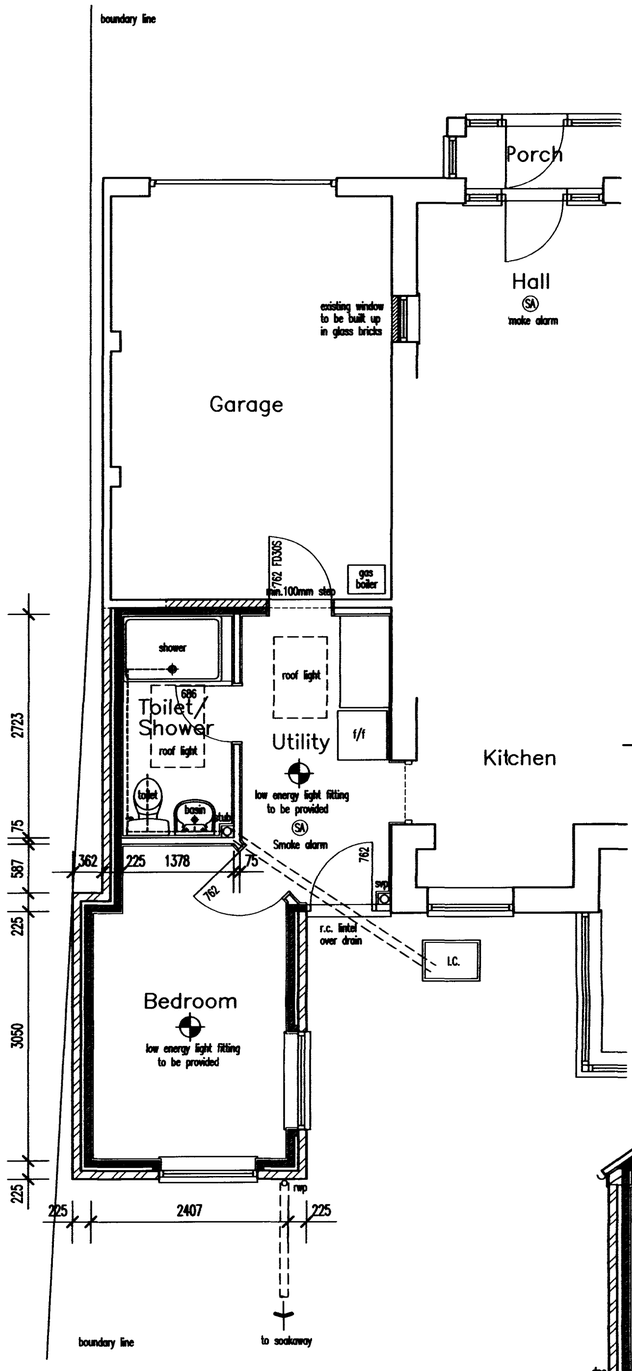

GROUND FLOOR PLAN

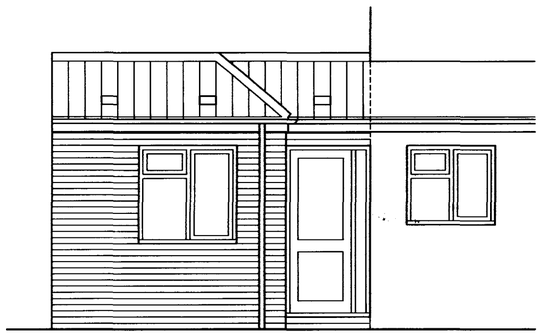

NORTH ELEVATION

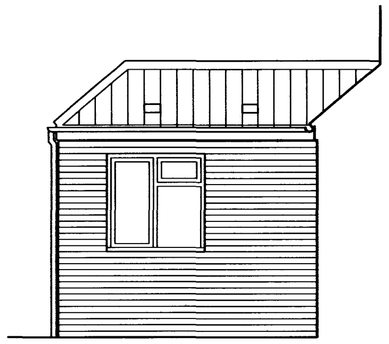

WEST ELEVATION

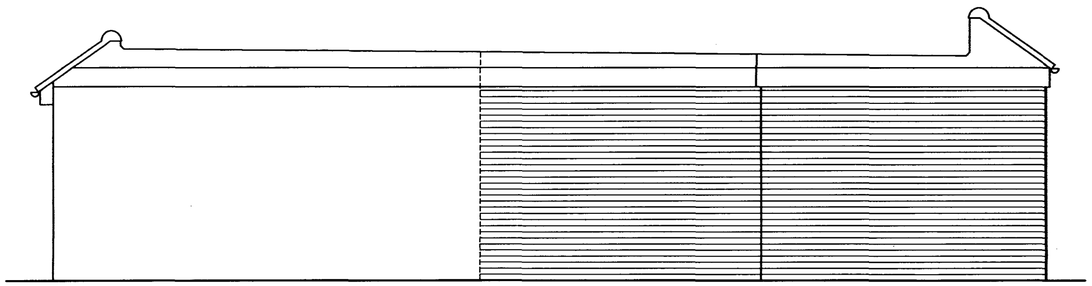

EAST ELEVATION

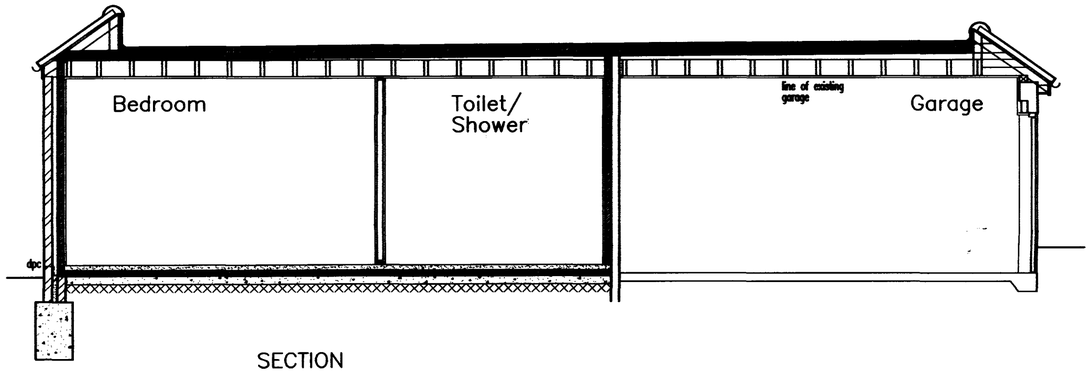

SECTION

CONSTRUCTION NOTES

ALL MATERIALS AND COMPONENTS MUST BE SUITABLE FOR THEIR INTENDED PURPOSE AND LOCATION AND MUST BE MANUFACTURED AND INSTALLED IN ACCORDANCE WITH ALL RELEVENT CURRENT BRITISH STANDARDS AND CODES OF PRACTICE, NHBC REQUIREMENTS AND MANUFACTURER'S SPECIFICATION.

REFER STRICTLY TO DETAILS SUPPLIED BY THE STRUCTURAL ENGINEER AND OTHER SPECIALIST CONSULTANTS.

THE PROPERTY OWNER IS REQUIRED TO SERVE A PARTY STRUCTURE NOTICE ON THE ADJOINING OWNER UNDER THE PARTY WALL ACT 1996, ONE MONTH BEFORE WORK IS COMMENCED

ALL DIMENSIONS TO BE CHECKED ON SITE BEFORE WORK IS COMMENCED

Flat roof, 13mm thick mineral chippings bitumen bedded on 3 layer felt to BS 747, laid to CP144 on 19mm exterior grade plywood 115mm thick Celotex Tenopchek Deck TD3115 insulation on 12mm plywood on firring pieces on 50x195mm C16 timber joists at 400mm centres lined 9.5mm plasterboard and plaster skim finish 5x30mm metal restraint straps fixed to joists and blockwork at maximum 2M centres

Windows to be double glazed, U value 1.8 W/m2k, glazing to comply with toughened safety glass to BS 6206, opening area of windows to be 1/20th of floor areas, trickle vents to be provided open area of 8000 sqmm

External walls external 102mm brick wall outer skin, 50mm cavity, 50x75mm timber studding inner skin with 75mm celotex fitted between studs lined 12.0mm celotex T- Break TB3000 internal lining ties at 750mm horizontal and 450mm vertical centres vertical damp proof course to be provided at junction of inner skin and outer leaf.

Floor, 65mm sand/cement screed on 80mm celotex insulation board on 1200 grade polythene dpm on existing concrete, new floor as above on new 100mm concrete on minimum 100mm hardcore damp proof membrane 1200 grade polythene provided over existing concrete all joints to be sealed with waterproof tape membrane to be linked to cavity tray dpc

Foundations, 450mm wide x 700mm deep concrete trench fill, minimum depth below ground 1M or deeper to suit soil conditions, trees and existing drains foundation depth as agreed by local authority

New foul water drains 100mm diameter plastic drains minimum falls 1 in 40 laid on & surrounded with pea shingle, new IC to be polypropylene construction

New surface water drain 100mm diameter plastic drain minimum falls 1 in 40 laid on & surrounded with with pea shingle, surface water drain taken to soakaway not less than 5M from any building soakaway size to be 1.2M dia: 1.2M deep below invert if required.

New plumbing to comply with BS EN 12056 shower waste to be 50mm dia. basin wastes to be 40mm dia. wastes to be anti vac deep seal traps, waste pipes and WC to be connected to stub fitted with air admittance valve.

Mechanical ventilation to be provided to toilet, 15L/S intermittent with over runs ducted to external air kitchen, 30L/S adjacent to hob or 60L/S, 30L/S to utility elsewhere all ducted to external air

Gas boiler in utility must be room sealed type balance flue to be fitted with durable guard and ducted through external wall, installation to comply with BS5440 and BS5546. Installers certification to be provided

Smoke alarms/detectors to be provided where indicated, (SA) connected to mains electric and to comply with BS5446: Part 1.

All electrical work to comply with the requirements of Part P (Electrical Safety) must be designed, installed, inspected and tested by a person competent to do so, an appropriate BS7671 electrical installation certificate to be provided for the work carried out.

Existing foundations and lintels to be exposed to ascertain stability

Existing floor ventilation if affected by the proposal to be provided with ducts under new floor and taken to air bricks in external walls

REVISION

B·C·Building Consultants Limited
27 DELL DRIVE ANGMERING WEST SUSSEX BN16 4HE.
Telephone/Fax:(01903)786014 Mobile:(07881)943352

ALTERATIONS AND REBUILDING EXTENSION
7 MONKS AVENUE LANCING SUSSEX
SCALE 1:50.
DATE 30.04.2008. DRG. NO. 3141

This drawing is the copyright of B.C. Building Consultants Limited. Written consent must be obtained before this drawing is copied or used for any pupose other than the one for which it was supplied. The contractor should check all dimensions on site. [redacted] It is the contractors responsibility to ensure that all works are in compliance with the current requirements of the statutory regulations.