AMENDMENT

CDM 2007 Health & Safety Information

This information relates only to 'Significant Hazards' identified on this drawing and is to be read in conjunction with the Designer's Risk Assessment Register.

AWDM/1591/13
Rec'd 6 FEB 2014

Materials Schedule

Flat Roof - High Performance Built up Felt
Pitched Roof - Reconstituted slate
Eaves - Upvc
Walls - Fair face brickwork
Walls - Sweet Chestnut splayed edge cladding
Copings - Polyester Powder coated aluminium - Dark Grey
Windows - Polyester powder coated aluminium
Glazing - Clear to North & South, Obscure to East & West
Front Doors - Dark stained or painted timber
Sliding Doors - Polyester powder coated aluminium
Entrance Canopy - Aluminium tube with glazed inserts
Rainwater Goods - Upvc



FRONT ELEVATION - NORTH

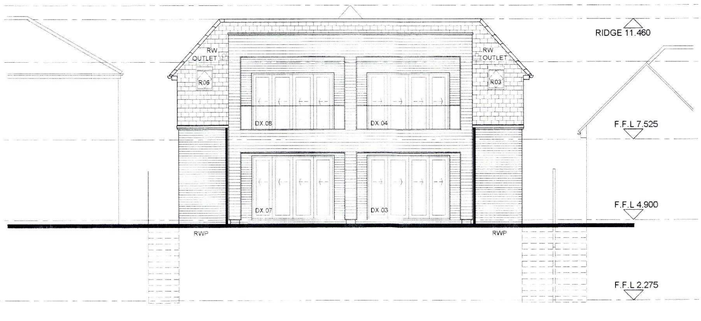

REAR ELEVATION - SOUTH

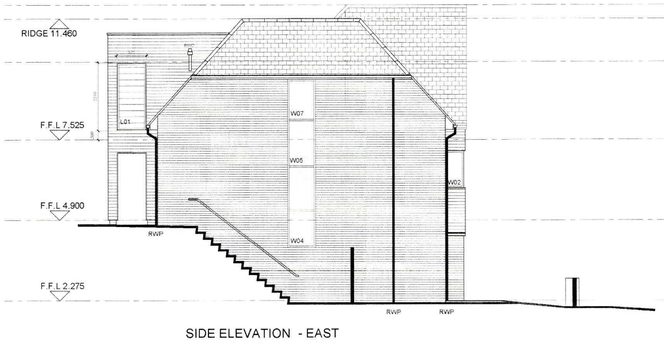

SIDE ELEVATION - EAST

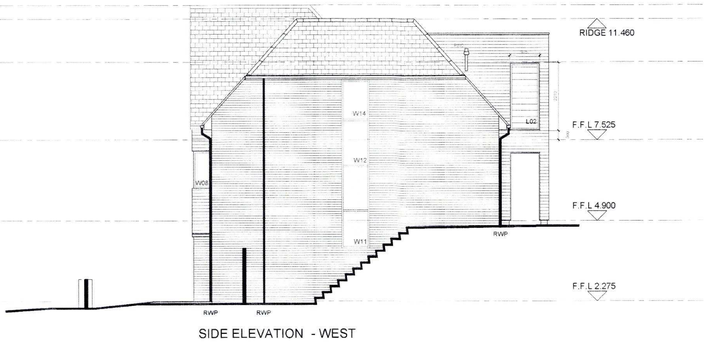

SIDE ELEVATION - WEST

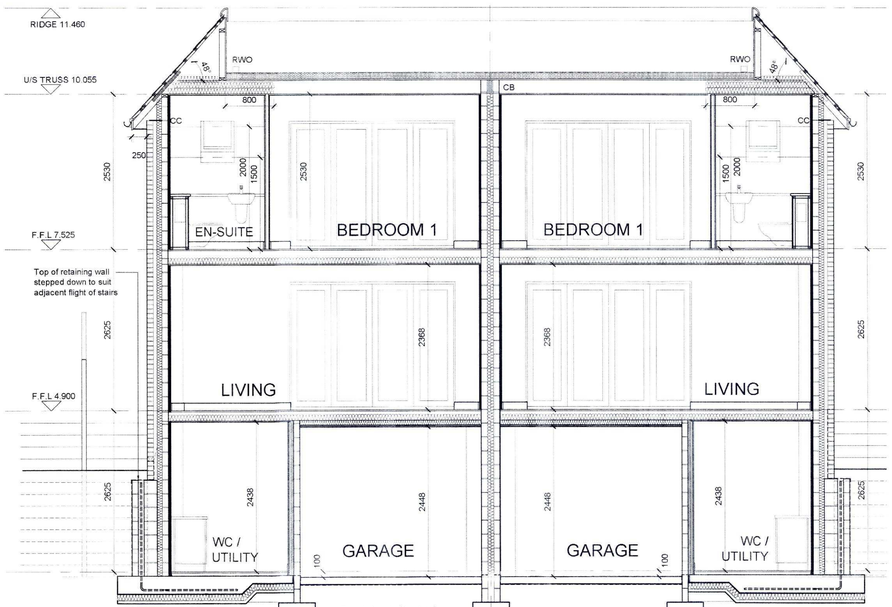

Retaining wall is indicative only and subject to Structural Engineer's Design and Details

SECTION C-C

Foundations to Structural Engineer's Design and Details

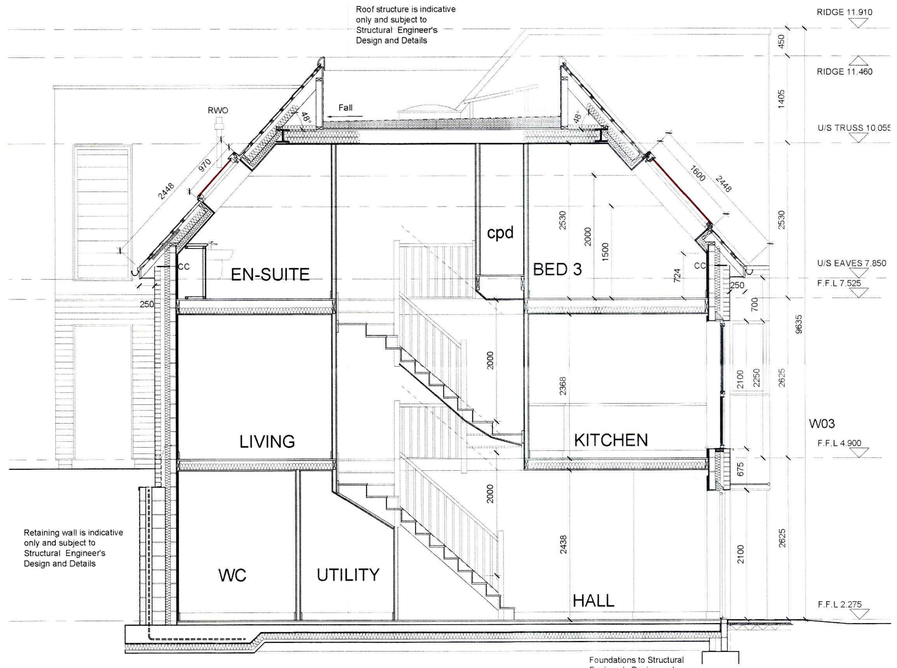

SECTION A-A

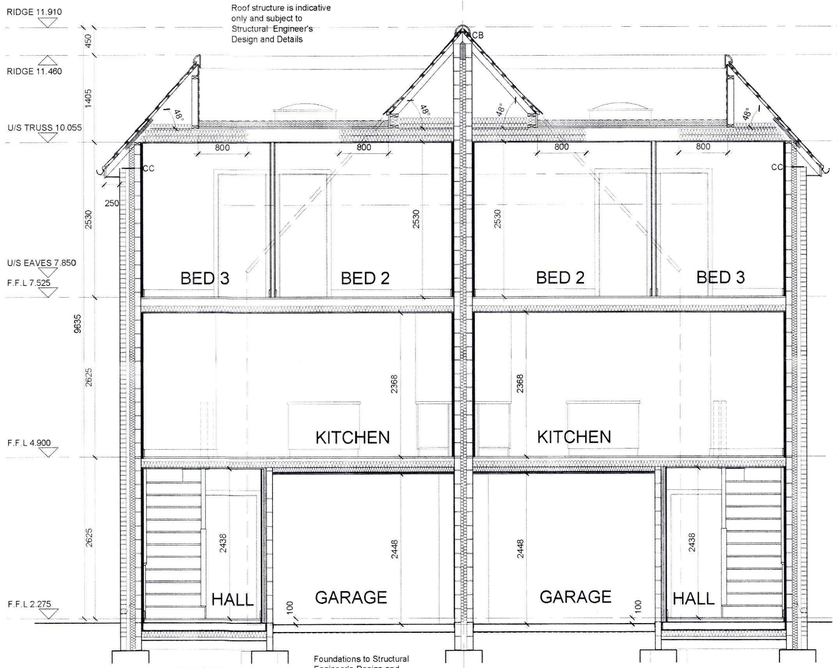

SECTION B-B

Foundations to Structural Engineer's Design and Details

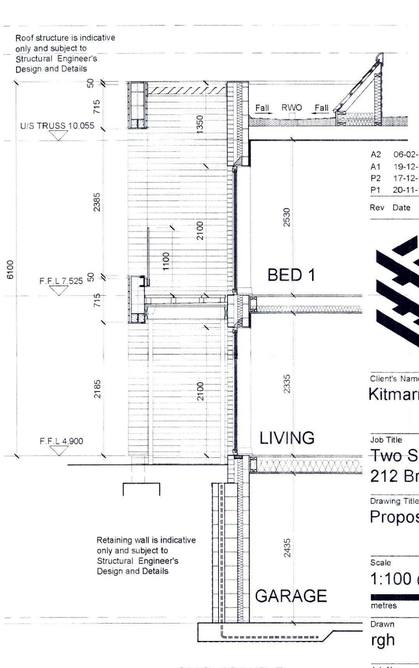

Retaining wall is indicative only and subject to Structural Engineer's Design and Details

SECTION D-D

Rev	Date	Revision Details	Dr	Ch
A2	06-02-14	Revised to include Planners Comments	emc	ak
A1	19-12-13	Issued for Approval	emc	ak
P2	17-12-13	Issued for Information	rgh	PF
P1	20-11-13	Preliminary Issue	rgh	ak

ECE Architecture

London: Unit 1 West Coate House 3 Coate Street London E2 9AG
T 020 7729 5505 E london@ecearchitecture.com

Sussex: Brooklyn Chambers 11 Goring Road Worthing West Sussex BN12 4AP
T 01903 248777 E sussex@ecearchitecture.com

www.ecearchitecture.com

Client's Name
Kitmarr Ltd

Job Title
Two Semi-Detached Dwellings : 212 Brighton Road Lancing

Drawing Title
Proposed Elevations & Sections

Scale
1:100 @ A1 / 1:200 @ A3

metres 2 4 6 8 10

Drawn	Checked	Date
rgh	ak	19.11.13

Job No	Drawing No	Rev
6040	L(04) 001	A2

Status
APPROVAL

CAD Plot date: 6/02/2014 - 10:51:55 6040 - wd-master-emc.dwg

© ECE Architecture Limited. No dimensions to be scaled from drawing except for the purposes of Planning Applications. The contractor should check all dimensions on site. It is the contractors responsibility to ensure compliance with Building Regulations