

11.2m REFUSE VEHICLE

1:500

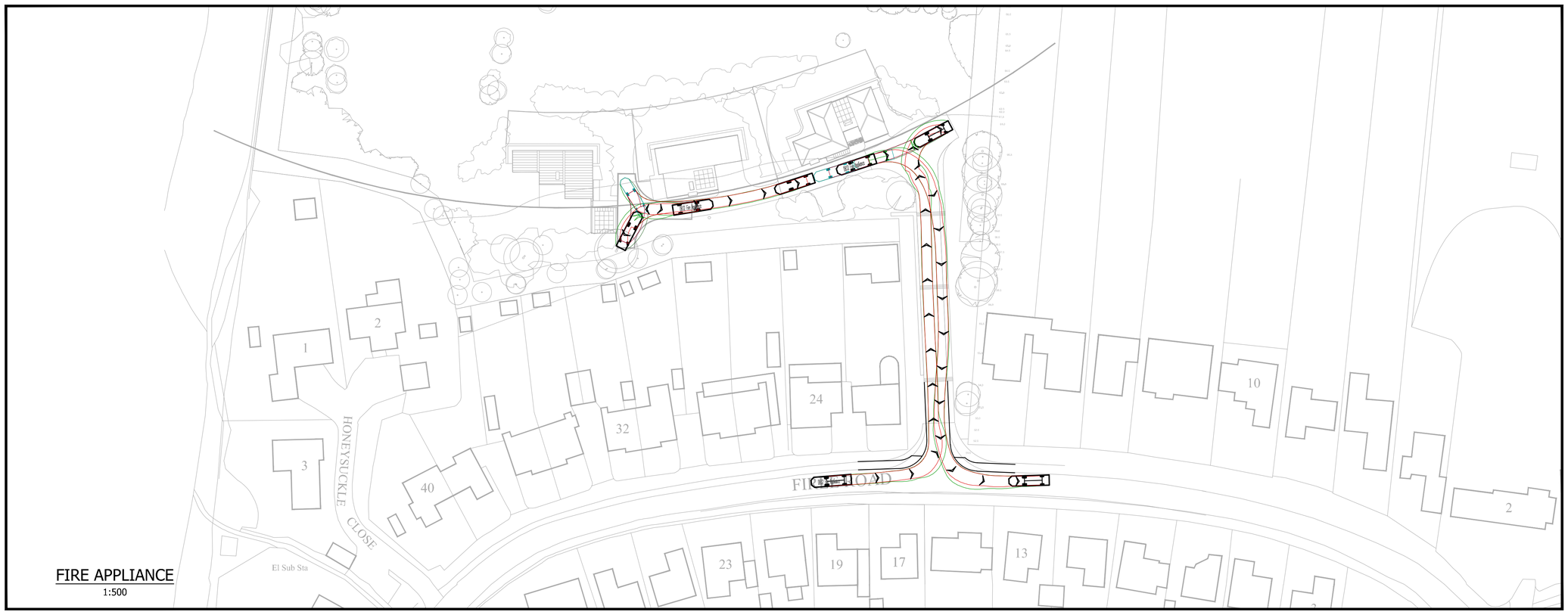

FIRE APPLIANCE

1:500

GENERAL NOTES

1. The location, size, depth and identification of existing services that may be shown or referred to on this drawing have been assessed from non intrusive observations , record drawings or the like. The contractor shall safely carry out intrusive investigations, trial holes or soundings prior to commencing work to satisfy himself that it is safe to proceed and that the assessments are accurate. any discrepancies shall be notified to gta prior to works commencing.

2. Tender or billing drawings shall not be used for construction or the ordering of materials.

3. Do not scale. All dimensions and levels to be site confirmed.

4. This drawing shall be read in conjunction with all relevant architects, consultants drawings and specifications, together with H&S plan requirements

5. Copyright : This drawing must not be copied, amended nor reproduced without the prior written agreement of gta.

6. All drawings specifications and recommendations made by gta are subject to Local Authority and other relevant Statutory Authorities approval. Any works or services made abortive due to the client proceeding prior to these approvals is considered wholly at the Clients risk. gta hold no responsibility for resulting abortive works or costs.

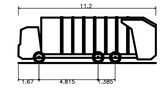

Phoenix 2 Duo (P2-15W with Elite 6x4 chassis)

Overall Length	11.200m
Overall Width	2.530m
Overall Body Height	3.751m
Min Body Ground Clearance	0.504m
Track Width	2.500m
Lock to lock time	4.90s
Kerb to Kerb Turning Radius	9.500m

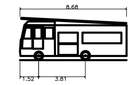

DB32 Fire Appliance

Overall Length	8.680m
Overall Width	2.190m
Overall Body Height	3.462m
Min Body Ground Clearance	0.337m
Max Track Width	2.121m
Lock to lock time	6.00s
Kerb to Kerb Turning Radius	7.910m

Vehicle wheels outline

Vehicle Body envelope

Rev	Amendments	Date	Dsn	Chk
P7	TURNING SHOWN AT PLOT 1	15.07.2024	MR	RW
P6	REVISED TO LATEST SITE LAYOUT	21.09.2023	JMW	RW
P5	REVISED TO LATEST SITE LAYOUT	29.06.2023	ART	RW
P4	REVISED TO LATEST SITE LAYOUT	09.08.2022	ART	RS
P3	REVISED TO LATEST SITE LAYOUT	29.07.2022	ART	RS
P2	REVISED TO LATEST SITE LAYOUT	01.04.2022	ART	RS
P1	INITIAL ISSUE	11.03.2022	JMW	LS

Status: PRELIMINARY

Client: JAMES BRECKELL ARCHITECTS

Architect:

Project: FIRLE ROAD, LANCING

Title: VEHICLE TRACKING

Date: MARCH 2022 | Scale @ A1: 1:500

Clients Ref.: | Project Ref.: 11764

gtaCivils Consulting Engineers
Gloucester House, 66a Church Walk,
Burgess Hill, West Sussex, RH15 9AS
Tel.01444 871444 Fax.01444 871401 Web: www.gtacivils.co.uk

Drawing Number: 11764/2200 | Rev.: P7