65 Elms Drive, Lancing, West Sussex, BN15 9LR
Prepared by RDV a Design for Mr C Fox and Miss A Langley



East Elevation: Scale 1:100

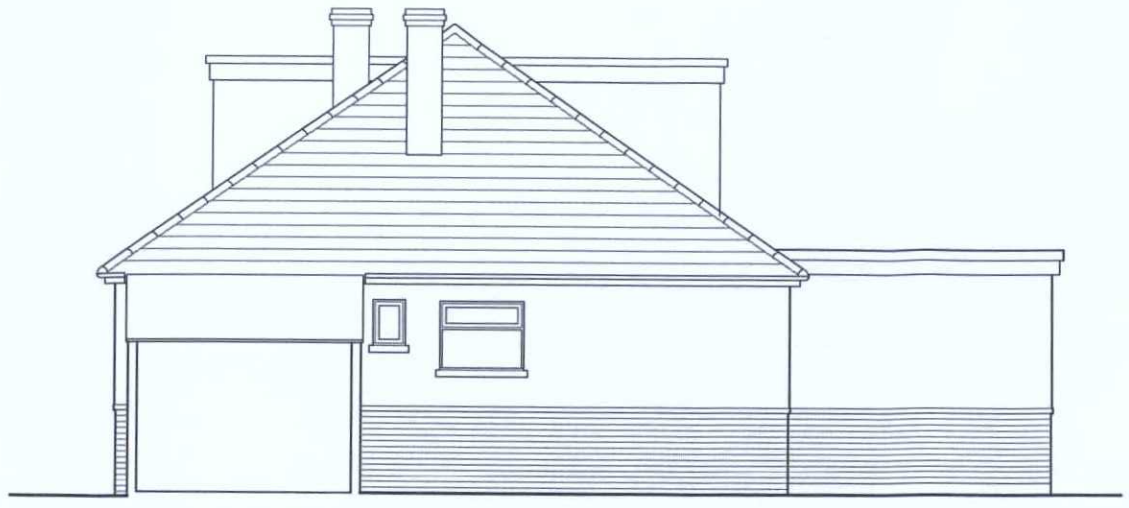

South Elevation: Scale 1:100

0m 5.0m

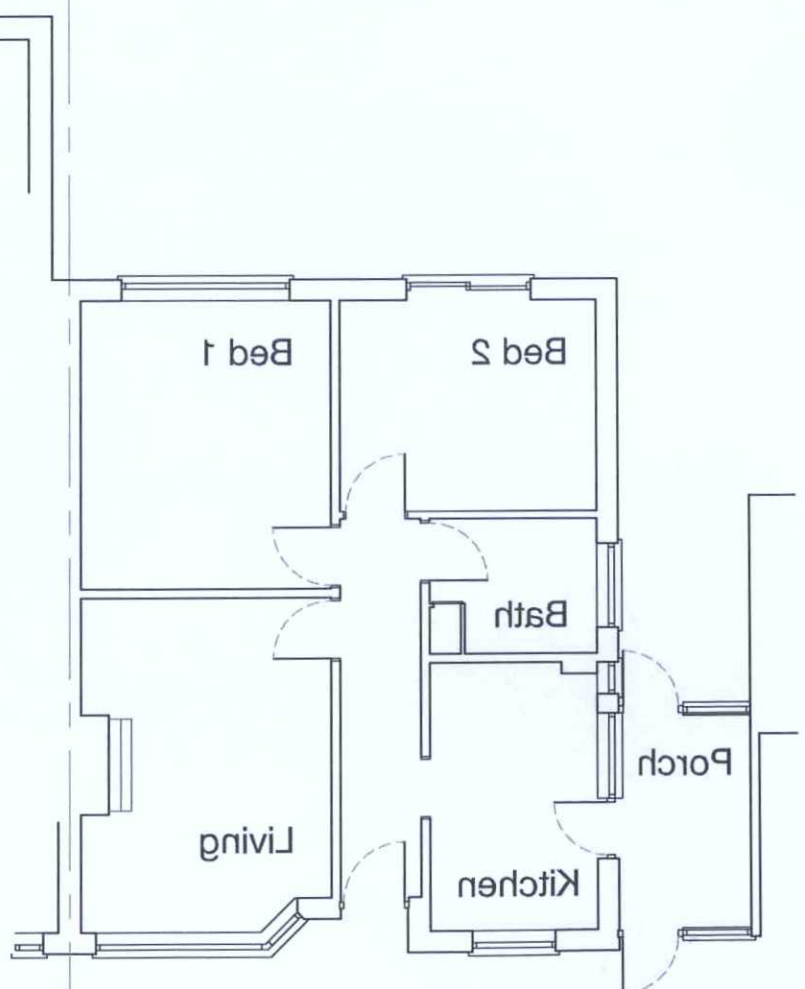

Ground Floor Plan: Scale 1:100

0m 5.0m

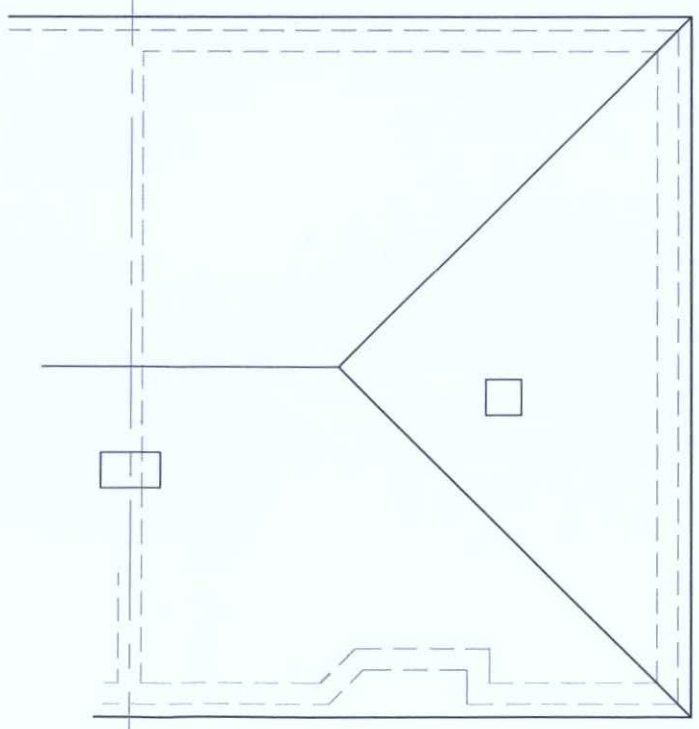

Roof Plan: Scale 1:100

0m 5.0m

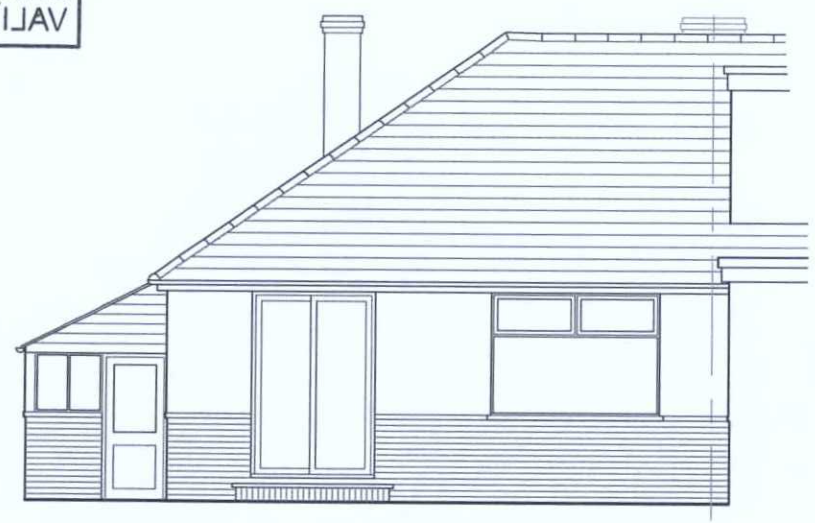

West Elevation: Scale 1:100

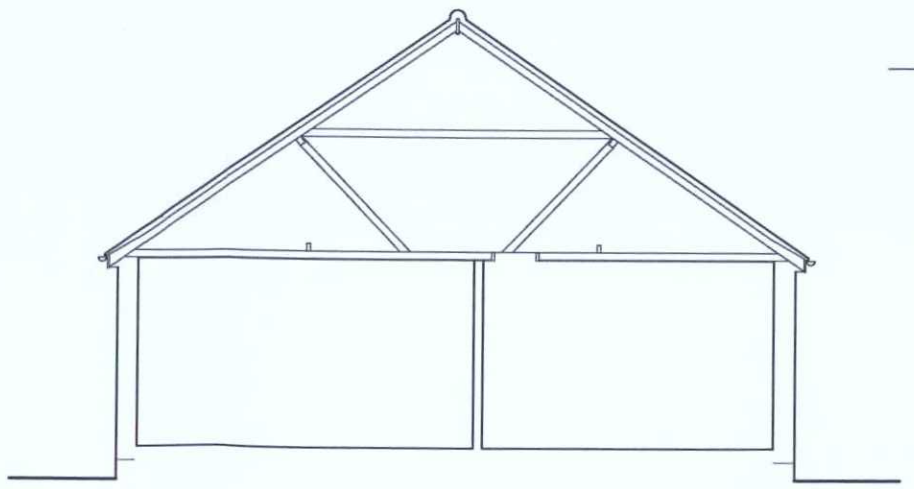

Typical Cross Section: Scale 1:100

0m 5.0m

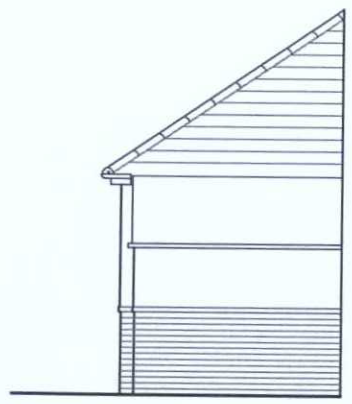

Part South Elevation:
Scale 1:100

notes

Permission is granted to scale from this drawing for the purpose of Local Authority Planning Approval only. In all other cases DO NOT scale from this drawing. Please contact this office for any additional information required

Contractors, Sub-Contractors and Suppliers are to check all relevant dimensions and details of the site and any existing buildings before commencing any shop drawings or building work. Any discrepancies should be reported to this office

This drawing must be read in conjunction with all related drawings and documents relevant to this project, including those prepared by appointed consultants, specialists and sub-contractors etc.

This drawing is the copyright of RDV a Design

revisions
A windows added 06/08/2018

Please Note:
There was no or limited access to some areas
This drawing was prepared from a measured survey and not a point cloud or laser survey; therefore all dimensions should be verified on site prior to commencement of fabrication and construction works.
Some variations, where not critical for the works proposed in connection with this project, have been simplified.

ADUR & WORTHING
PLANNING SERVICES

PLAN	AWDM/0822/18
DATE VALID	6 JUN 2018

RDV a Design
9 Oak End | Arundel | West Sussex
Tel: 01903 884013

project
65 Elms Drive
Lancing
West Sussex

drawing
Floor Plan Roof Plan
Typical Cross Section and Elevations
As Existing

scale		date
1:100	@ A3	March 2018

job no	drawing no	rev
18121	00.02	A