PLANNING

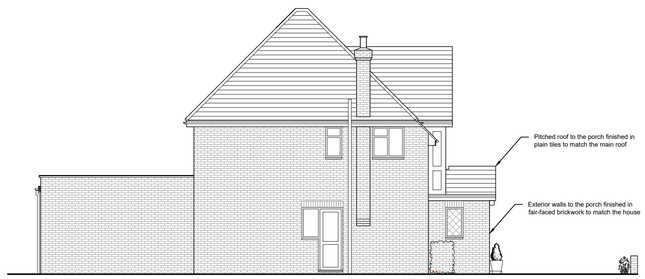

PROPOSED SIDE (EAST) ELEVATION (1:100)



PROPOSED FRONT (NORTH) ELEVATION (1:100)

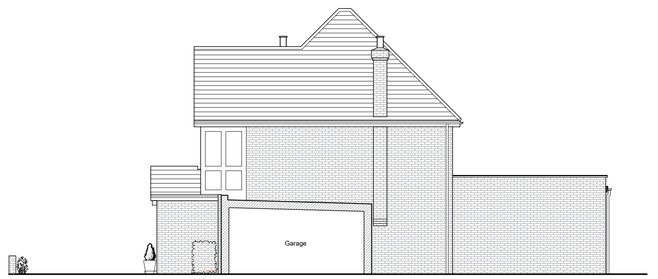

PROPOSED SIDE (WEST) ELEVATION (1:100)

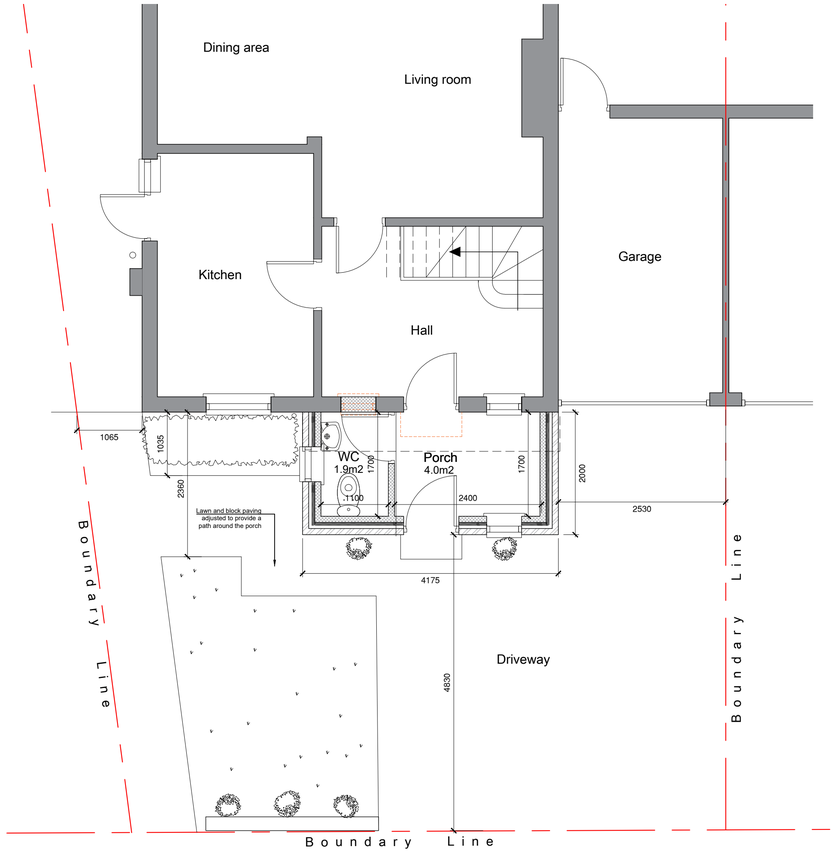

PROPOSED GROUND FLOOR PLAN (1:50)

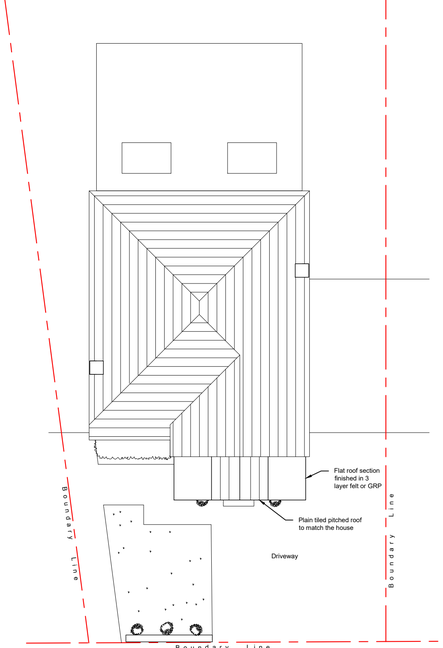

PROPOSED ROOF PLAN (1:100)

METERS @ 1:50 | METERS @ 1:100 | METERS @ 1:200 | METERS @ 1:500 | METERS @ 1:1250

NOTE:

This drawing is to be read in conjunction with the Construction Notes and Structural Engineer's details.

The Contractor is responsible for all setting out and must check levels and dimensions on site before ordering materials or commencing work.

Refer to written dimensions only. Do not scale from drawings, except for the purposes of Planning assessment.

The Architect is to be immediately notified of any omissions or discrepancies.

Building work should not commence until all statutory approvals have been granted, i.e. Planning, Building Control, etc.

If a public sewer is discovered, consent to 'Build-over/Close-to' may be required from the Water Authority.

PARTY WALLS:

Work to Party Walls (including the insertion of flashings, beam bearings, etc) are subject to Party Wall agreements with neighbours and are to be arranged by the Client in accordance with the Party Wall Act

BELOW GROUND DRAINAGE - FOUL WATER

BELOW GROUND DRAINAGE - SURFACE WATER

DISCHARGE PIPES

EXISTING STRUCTURE

PROPOSED STRUCTURE

REMOVED STRUCTURE

A — SECTION LINE

Revision:	Date:	Details:	Initials:
-			

These drawings and designs are the property of Young Building Design Limited and must not be copied, retained, or used without prior written consent. © Copyright

young building design

SITE ADDRESS:
41 Nelson Road
Goring-by-sea, Worthing
West Sussex
BN12 6EG

PROJECT:
Non-exempt front porch
-

DRAWING TITLE:
Proposed Elevations & Plans

DATE:	17/03/2023
SCALE:	1:100/1:50 @ A1
DRAWN:	PY
CHECKED:	-

PROJECT NUMBER:	DRAWING NUMBER:	REVISION:
23/135	PL/02	-