Farm Office – now to be Garden Room.

The room that probably served as Farm Office or Work Room, and that we are now calling the Garden room, had a large window for extra light and probably a fanlight above the door. The farmer and staff would have come in here to warm up and dry off by the fire, and they would have sat here to do small repairs and craft work. A warm apricot paint colour is probably appropriate for the walls.



Room felt like this?
Note the shelf above the fireplace in this pre-Georgian setting, just like the shelf here today.







Note the grate and side hobs in b/w reference pics. Right, note hinged central pothanger under the shelf as found here today. Above right, available replacement apron in hand; brick hobs/grate to be built in to suit.





Keep all these wooden shelves





Farm office/Garden Room tiles. Would have originally been found throughout the service areas. From memory these are 8.5 inches each side.

Original pothanger above fireplace: preserve!

Flooring preserve as possible intact original floor tiles. Purchase enough similar tiles for the rest of the area. Relay over insulation at slightly higher level, with the original tiles used in the area nearest to the hearth. New floor height at doorway into hallway to be similar to hall floor height, but bottom section of cupboard still to be openable (leave tiles inside it untouched).

Cupboards and shelves preserve ALL of these in this room (also **doors**) and also the pothanger. Repaint white where currently green; leave as wood inside where still unpainted.