Planning Services, Adur District Council

Civic Centre,
Ham Road,
Shoreham-by-Sea,
West Sussex,
BN43 6PR

Tel : (01273) 263222 (calls may be recorded)
website : www.adur.gov.uk
e-mail : developmentcontrol@adur.gov.uk

ADUR DISTRICT COUNCIL
PLANNING DIVISION
No. AD0079/09
DATE 11 MAR 2009

Householder Application for Planning Permission for works or extension to a dwelling.
Town and Country Planning Act 1990

Publication of planning applications on council websites

Please note that with the exception of applicant contact details and Certificates of Ownership, the information provided on this application form and in supporting documents may be published on the council's website.

If you have provided any other information as part of your application which falls within the definition of personal data under the Data Protection Act which you do not wish to be published on the council's website, please contact the council's planning department.

Please complete using block capitals and black ink.
It is important that you read the accompanying guidance notes as incorrect completion will delay the processing of your application.

1. Applicant Name and Address

Title:	MR.
First name:	SCOTT
Last name:	CHENERY.
Company (optional):	
Unit:	
House number:	56
House suffix:	
House name:	
Address 1:	ORCHARD AVENUE.
Address 2:	
Address 3:	
Town:	LANCING
County:	WEST SUSSEX.
Country:	U.K.
Postcode:	BN15 9EB.

2. Agent Name and Address

Title:	MR
First name:	PAUL
Last name:	ADKINS
Company (optional):	H. BUILDERS.
Unit:	
House number:	54.
House suffix:	
House name:	
Address 1:	ORCHARD AVENUE.
Address 2:	
Address 3:	
Town:	LANCING
County:	WEST SUSSEX.
Country:	U.K.
Postcode:	BN15 9EB.

3. Description of Proposed Works

Please describe the proposed works:

GROUND FLOOR REAR EXTENTION SHOWROOM & W.C. + CONSERVATORY.

3. Description of Proposed Works (continued)

Has the work already started? ☐ Yes ☑ No

If Yes, please state when the work was started (DD/MM/YYYY): _____ (date must be pre-application submission)

Has the work already been completed? ☐ Yes ☑ No

If Yes, please state when the work was completed (DD/MM/YYYY): _____ (date must be pre-application submission)

4. Site Address Details

Please provide the full postal address of the application site.

Unit: _____ House number: 56. House suffix: _____

House name: _____

Address 1: ORCHARD AVENUE.

Address 2: _____

Address 3: _____

Town: LANCING.

County: WEST SUSSEX

Postcode (optional): BN15 9EB.

5. Pedestrian and Vehicle Access, Roads and Rights of Way

Is a new or altered vehicle access proposed to or from the public highway? ☐ Yes ☑ No

Is a new or altered pedestrian access proposed to or from the public highway? ☐ Yes ☑ No

Do the proposals require any diversions, extinguishments and/or creation of public rights of way? ☐ Yes ☑ No

If Yes to any questions, please show details on your plans or drawings and state the reference number(s) of the plan(s)/ drawing(s):

6. Pre-application Advice

Has assistance or prior advice been sought from the local authority about this application? ☐ Yes ☑ No

If Yes, please complete the following information about the advice you were given. (This will help the authority to deal with this application more efficiently).

Please tick if the full contact details are not known, and then complete as much possible: ☐

Officer name:

Reference:

Date (DD MM YYYY): (must be pre-application submission)

Details of the pre-application advice received:

7. Trees and Hedges

Are there any trees or hedges on your own property or on adjoining properties which are within falling distance of your boundary? ☑ Yes ☐ No

If Yes, please mark their position on a scaled plan and state the reference number of any plans or drawings:

PLEASE REFER TO ATTACHED PLAN.

Will any trees or hedges need to be removed or pruned in order to carry out your proposal? ☑ Yes ☐ No

If Yes, please show on your plans which trees by giving them numbers e.g. T1, T2 etc, state the reference number of the plan(s)/ drawing(s) and indicate the scale.

PLEASE REFER TO ATTACHED PLAN.

8. Parking

Will the proposed works affect existing car parking arrangements? ☐ Yes ☑ No

If Yes, please describe:

9. Council Employee / Member

Is the applicant or agent related to any member of staff or elected member of the council? ☐ Yes ☑ No

If Yes, please provide details:

10. Materials

If applicable, please state what materials are to be used externally. Include type, colour and name for each material:

	Existing (where applicable)	Proposed	Not applicable	Don't Know	Drawing references if applicable
Walls	PEBBLE DASH.	PEBBLE DASH.	☐	☐	
Roof	3 LAYER FELT ~~CEILING~~.	3 LAYER FELT. & POLYCARBONATE.	☐	☐	
Windows	UPVC (WHITE)	UPVC (WHITE)	☐	☐	
Doors	UPVC (WHITE)	UPVC (WHITE)	☐	☐	
Boundary treatments (e.g. fences, walls)			☑	☐	
Vehicle access and hard-standing			☑	☐	
Lighting			☑	☐	
Others (please specify)			☑	☐	

Are you supplying additional information on submitted plan(s)/drawing(s)/design and access statement? ☑ Yes ☐ No

If Yes, please state references for the plan(s)/drawing(s)/design and access statement:

NOT KNOWN.

11. Certificates

One Certificate A, B, C, or D, must be completed, together with the Agricultural Holdings Certificate with this application form

CERTIFICATE OF OWNERSHIP - CERTIFICATE A

Town and Country Planning (General Development Procedure) Order 1995 Certificate under Article 7

I certify/The applicant certifies that on the day 21 days before the date of this application nobody except myself/ the applicant was the owner *(owner is a person with a freehold interest or leasehold interest with at least 7 years left to run)* of any part of the land or building to which the application relates.

Signed - Applicant:	Or signed - Agent:	Date (DD/MM/YYYY):
[redacted]		26-2-09

CERTIFICATE OF OWNERSHIP - CERTIFICATE B

Town and Country Planning (General Development Procedure) Order 1995 Certificate under Article 7

I certify/ The applicant certifies that I have/the applicant has given the requisite notice to everyone else (as listed below) who, on the day 21 days before the date of this application, was the owner *(owner is a person with a freehold interest or leasehold interest with at least 7 years left to run)* of any part of the land or building to which this application relates.

Name of Owner	Address	Date Notice Served

Signed - Applicant:	Or signed - Agent:	Date (DD/MM/YYYY):

CERTIFICATE OF OWNERSHIP - CERTIFICATE C

Town and Country Planning (General Development Procedure) Order 1995 Certificate under Article 7

I certify/ The applicant certifies that:

- Neither Certificate A or B can be issued for this application
- All reasonable steps have been taken to find out the names and addresses of the other owners *(owner is a person with a freehold interest or leasehold interest with at least 7 years left to run)* of the land or building, or of a part of it , but I have/ the applicant has been unable to do so.

The steps taken were:

Name of Owner	Address	Date Notice Served

Notice of the application has been published in the following newspaper (circulating in the area where the land is situated):	On the following date (which must not be earlier than 21 days before the date of the application):

Signed - Applicant:	Or signed - Agent:	Date (DD/MM/YYYY):

11. Certificates (continued)

CERTIFICATE OF OWNERSHIP - CERTIFICATE D

Town and Country Planning (General Development Procedure) Order 1995 Certificate under Article 7

I certify/ The applicant certifies that:

- Certificate A cannot be issued for this application
- All reasonable steps have been taken to find out the names and addresses of everyone else who, on the day 21 days before the date of this application, was the owner *(owner is a person with a freehold interest or leasehold interest with at least 7 years left to run)* of any part of the land to which this application relates, but I have/ the applicant has been unable to do so.

The steps taken were:

Notice of the application has been published in the following newspaper (circulating in the area where the land is situated):

On the following date (which must not be earlier than 21 days before the date of the application):

Signed - Applicant: | Or signed - Agent: | Date (DD/MM/YYYY):

AGRICULTURAL HOLDINGS CERTIFICATE

Town and Country Planning (General Development Procedure)Order 1995 Certificate under Article 7

Agricultural Land Declaration - You Must Complete Either A or B

(A) None of the land to which the application relates is, or is part of, an agricultural holding.

Signed - Applicant: [redacted] | Or signed - Agent: | Date (DD/MM/YYYY): 7.3.09

B) I have/ The applicant has given the requisite notice to every person other than myself/ the applicant who, on the day 21 days before the date of this application, was a tenant of an agricultural holding on all or part of the land to which this application relates, as listed below:

Name of Tenant	Address	Date Notice Served

Signed - Applicant: | Or signed - Agent: | Date (DD/MM/YYYY):

12. Planning Application Requirements - Checklist

Please read the following checklist to make sure you have sent all the information in support of your proposal. Failure to submit all information required will result in your application being deemed invalid. It will not be considered valid until all information required by the Local Planning Authority has been submitted.

The original and 3 copies of a completed and dated application form: ☑

The original and 3 copies of a plan which identifies the land to which the application relates drawn to an identified scale and showing the direction of North: ☑

The original and 3 copies of other plans and drawings or information necessary to describe the subject of the application: ☑

The original and 3 copies of a design and access statement where proposed works fall within one of the following designated areas: ☐

- National Park
- Site of special scientific interest
- Conservation area
- Area of outstanding natural beauty
- World Heritage Site
- The Broads

The correct fee: ☑

The original and 3 copies of the completed, dated Article 7 Certificate (Agricultural Holdings): ☐

The original and 3 copies of the completed, dated Ownership Certificate (A, B, C or D - as applicable): ☐

13. Declaration

I/we hereby apply for planning permission/consent as described in this form and the accompanying plans/drawings and additional information.

Signed - Applicant: [redacted] | Or signed - Agent: | Date (DD/MM/YYYY): 26-2-09 (date cannot be pre-application)

14. Applicant Contact Details

Telephone numbers

Country code:	National number:	Extension number:
[redacted]	[redacted]	

Country code:	Mobile number (optional):

Country code:	Fax number (optional):

Email address (optional):

15. Agent Contact Details

Telephone numbers

Country code:	National number:	Extension number:
	01903 750802.	

Country code:	Mobile number (optional):
	07932465653.

Country code:	Fax number (optional):

Email address (optional):

JALCIEA 58@HOTMAIL.CO.UK.

16. Site Visit

Can the site be seen from a public road, public footpath, bridleway or other public land? ☐ Yes ☑ No

If the planning authority needs to make an appointment to carry out a site visit, whom should they contact? *(Please select only one)* ☑ Agent ☐ Applicant ☐ Other (if different from the agent/applicant's details)

If Other has been selected, please provide:

Contact name:

Telephone number:

Email address:

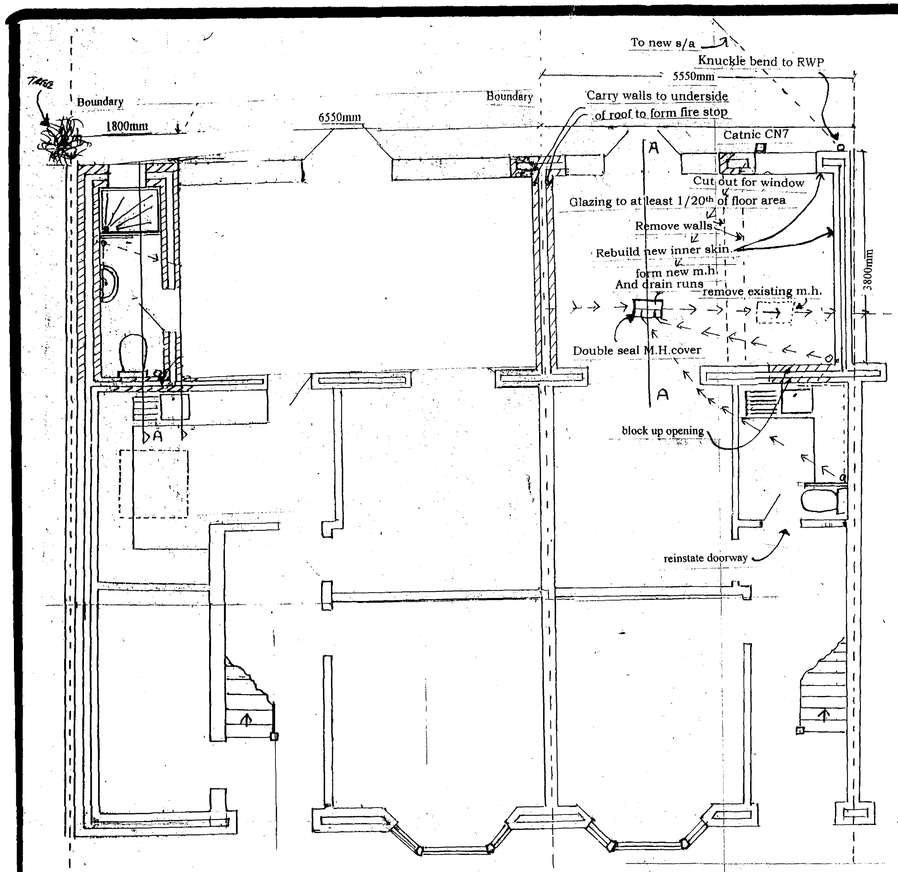

GROUND FLOOR

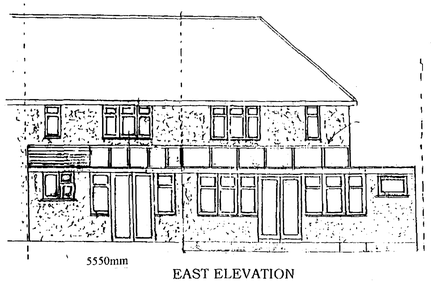

EAST ELEVATION

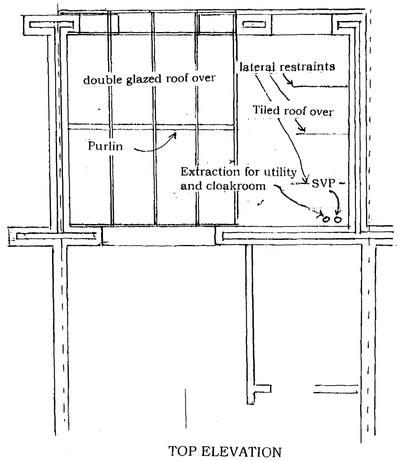

TOP ELEVATION

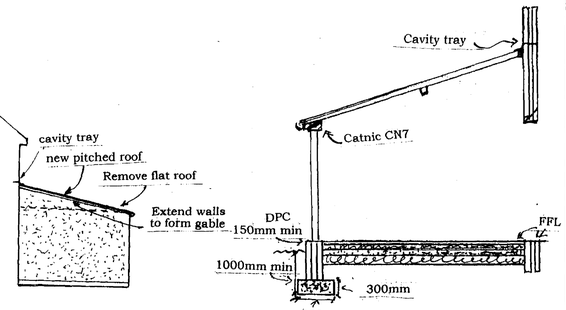

SOUTH ELEVATION

SECTION AA

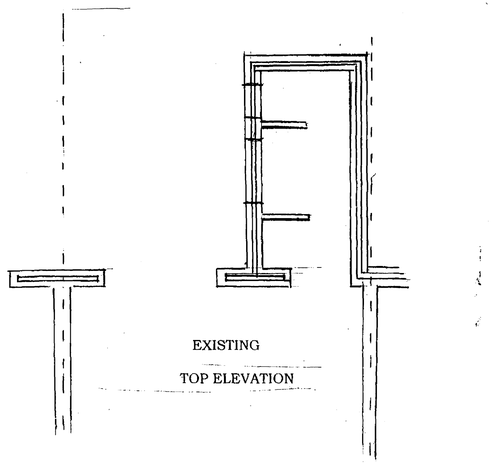

EXISTING

TOP ELEVATION

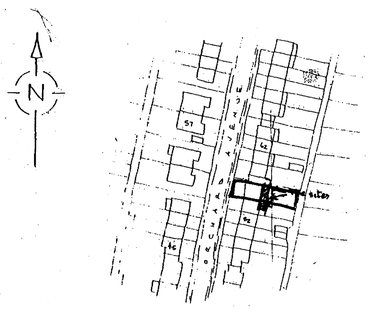

Site Plan 1:1250

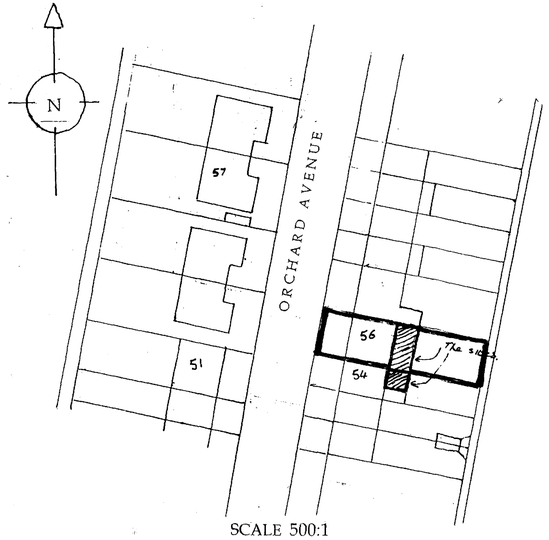

SCALE 500:1

Foundations;
600 x 300 concrete foundations min. 1000 depth final depth to suit site conditions. Foundations to be taken down to drain invert level.
Check existing foundations for suitability of new loadings.

Drainage;
No main sewer within proposed extention.
Fit new manhole at new position and remove old, joining two ends of drain pipes together using appropriate fittings.
Dig and fit new drain runs fitted in 100mm upvc run to new positions with min 25 - 1000 falls and rodding access at change of direction, surrounded in pea beech .

Fit stub stack to kitchen and cloak room WC and sink waste. fitted in 40mm pipe work with anti vac traps and rodding access at change of directions.

Rainwater taken to new soakaway 5000mm from any building, excavate 1.5 m3 fill with clean brick batts and lay new 100mm upvc pipework with min 25 - 1000 falls and surrounded in pea beech . if existing soakaway run is found then divert to new position. Cap with 1000 gauge polythene membrane and 50mm conc.
Walls;
No parts of extension to encroach over boundaries

NEW WORK
Two skins off 100mm Thermalite shield blocks with 100mm cavity, concrete blocks to dpc linked and lapped to existing ,conc. lintels over drain runs.
75mm rockwool cavity insulation with ss wall ties fitted 450mm vertically and 900mm horizontally and 225mm at reveals
s/s wall fixings with continuous cavities at abutments. CN7 Catnic lintels over door with Thermobate cavity closers at reveals ,close cavities with slate.
Exterior finish with pebbledash to match existing, interior finished in light weight plasterers.

EXISTING.
Take down inner leaf back. to foundations and rebuild using 100mm Thermolite block work with 75mm rockwool cavity insulation
Cut out for new window with CN7 catnic and thermobate cavity closers.
Continue new and existing walls to form new gable as before.
Finish exterior with matching pebble dash.

TILED ROOF.
175mmx 50mm C24 joists at 400mm c/c with 130mm Celotex in between and 75mm under , vapour check then 12.5 plaster board and set with 5mm plaster.
Vertical MS straps at 2000mm c/c provide lateral restraints to south side of roof .
Fit Breathable membrane to rafters with 25mm x 38mm battens and tile Matching main roof .
Cut out and fit cavity tray at roof junction to house .
Fit new double glazed roof with (Ultra frame) glazing bars , eaves and head detail with 25mm units all to engineers specs.
Upvc fascias with vented soffit strip providing 25mm continuous vent.
Pvc rain water goods discharging to new soakaway.
Floor;
65mm screed with chicken wire on 90mm Celotex on 1000 gauge DPM / raydon barrier linked and lapped to DPC on 100mm concrete with A142 over drain runs, on 150mm hard core.
Duct floor vents to exterior with upvc pipe and terracotta air bricks.
Glazing and Door;
New upvc window to be low E glazed with background vent and fitted by Fensa registered contractor and certificated.
Electrics;
Fit kitchen and utility rooms with mechanical vent ducted to external air to provide min 60 ltrs per sec. ventilation. Install one low energy light fitting .
All works to be carried out by registered electrician and provide certificate on completion.

Cavity wall which straddles the boundary of 54 to be constructed
In accordance with page 29 2.3 part E regarding sound transmission

Notes:

1 No dimensions to be scaled from this drawing.

PLEASE REFER TO BOTH THE STRUCTURAL AND THERMAL ENGINEERS SPECS.

PLANNING

PLAN No. AD/007/06

DATE 11 MAR 2009

No.	Revisions	Date

Client

MR & MRS ADKINS
54 ORCHARD AVENUE
LANCING
WEST SUSSEX
BN15 9EB

PROPOSED ALTERATIONS
TO REAR EXTENTION
54 ORCHARD AVENUE
(SHOWING PROPOSED WORKS AT 56)

AGENTS

H.BUILDERS
54 ORCHARD AVENUE
LANCING
BN15 9EB
01903/750802
MOB/07932465653

Drawn by	Scale 1:50 1:100
Date	Checked by
Drg. No. /	Rev.