

2 South facing (rear) Elevation

1m 2m 3m 4m 5m 6m 7m 8m 9m 10m
1:100 Scale Bar

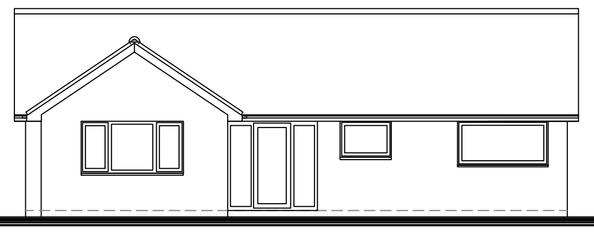

3 East facing side Elevation

1m 2m 3m 4m 5m 6m 7m 8m 9m 10m
1:100 Scale Bar

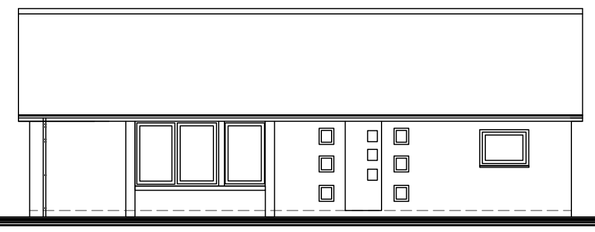

4 West facing side Elevation

1m 2m 3m 4m 5m 6m 7m 8m 9m 10m
1:100 Scale Bar

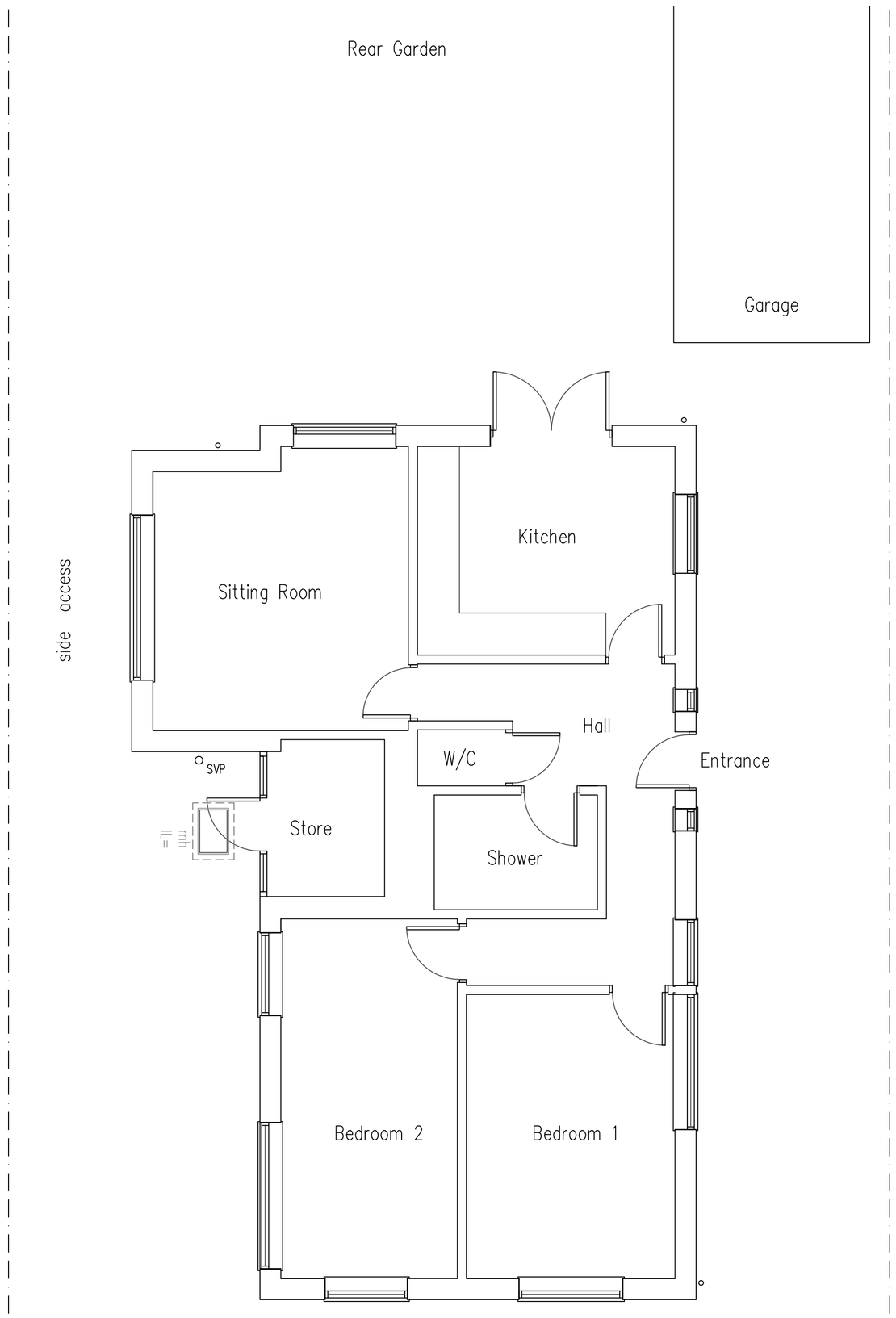

1 Ground Floor Plan

1:50 Scale Bar
1m 2m 3m 4m 5m 6m 7m 8m 9m 10m

DO NOT SCALE FROM THIS DRAWING EXCEPT FOR PLANNING
AS PHOTOCOPIES WILL BE SUBJECT TO DISTORTION
DRAWINGS TO BE READ IN CONJUCTION WITH ALL OTHER
ARCHITECT'S & STRUCTURAL ENGINEER'S CONTRACT
DRAWINGS & SPECIFICATIONS.
ANY DISCREPANCIES MUST BE BROUGHT TO THE
ATTENTION OF THE ARCHITECT IMMEDIATELY.
THE CONTRACTOR MUST VERIFY ALL DIMENSIONS BY SITE
MEASUREMENT BEFORE ORDERING MATERIALS OR
MANUFACTURING COMPONENTS.
SUBSTITUTE MATERIALS & PRODUCTS TO THOSE
NAMED WILL BE ACCEPTABLE IF PROVEN TO BE OF EQUAL
OR HIGHER PERFORMANCE AND NOT IN CONFLICT
WITH OTHER ELEMENTS.

Project:

Proposed
rear extension,
& Internal Alterations At:
6 Freshfields Drive
Lancing
West Sussex
BN15 9LN

Drawing title:

Plans & Elevations As Existing

Client:
Carl Rogers

Scale: 1:50 1:100
Paper size: A1

Date: 3.8.2020

Drg. No. 01
Rev'n

Note: All dimensions to be checked on site.