

0 5 10m 15m 20m

Scale Bar 1:200

ROOF PLAN

Scale 1:200

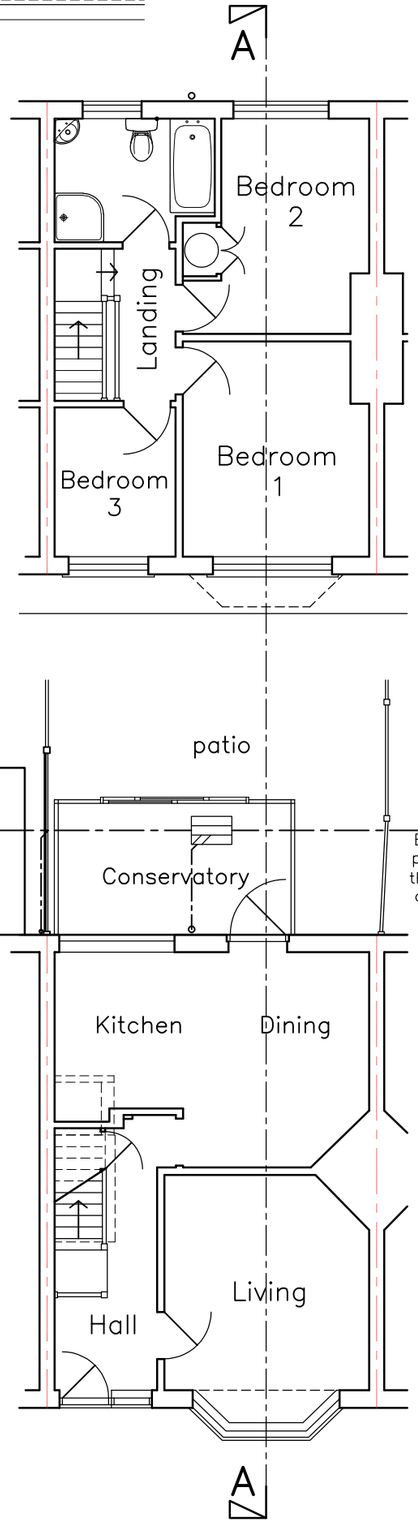

FIRST FLOOR PLAN

GROUND FLOOR PLAN

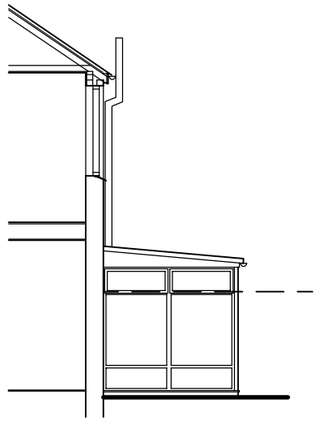

WEST ELEVATION

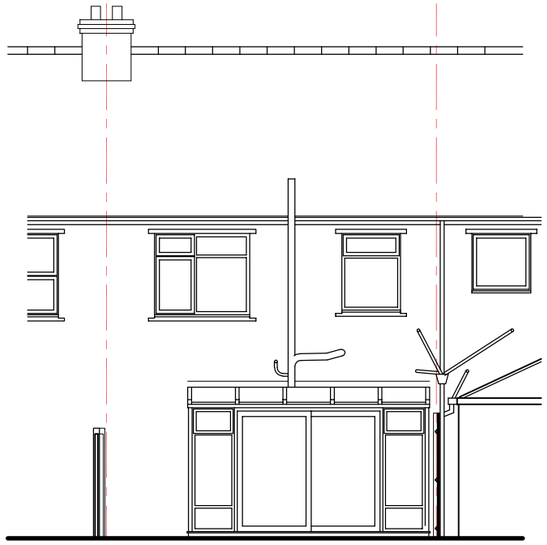

SOUTH ELEVATION

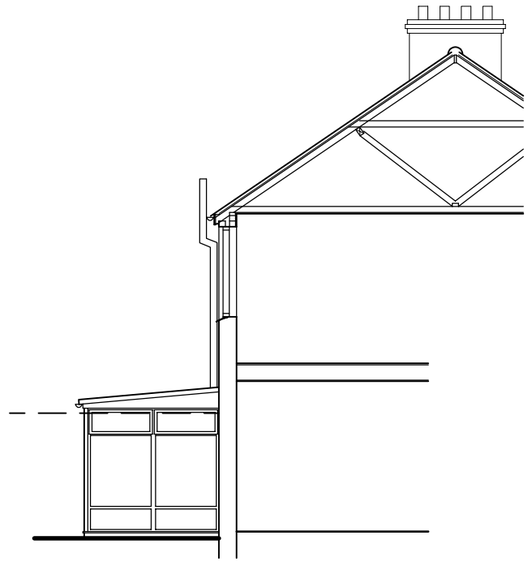

EAST ELEVATION

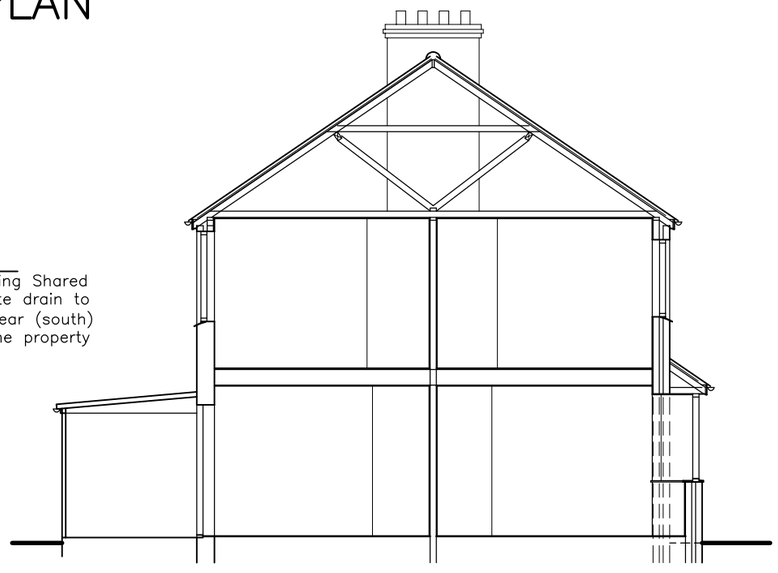

SECTION A–A



NORTH ELEVATION

This Drawing is to be read in conjunction with dwg. No. 674–01 to 04 Inclusive together with Structural Engineers Cal's/ Drawings/ Details at all times

0 1 2 3 4 5 10m

Scale Bar 1:100

Rev.	Description	Date

The Client is advised to ascertain and comply with his duties under the C.D.M. Regs 2015 and his obligations under the Party Wall etc. Act 1996 and Equality Act 2010 where applicable.
Contractors must verify all dimensions on site before commencing any work.
The copyright of this drawing is reserved.
The drawing must not be disclosed without authority
The drawings and drawing notes do not purport to cover each and every item required to complete the project, the notes are not a specification of works, the contractor is advised to verify the full extent of the works with the client.
This drawing to be read in conjunction with Designers Risk Assessment

Project

5 Bruce Ave.
Worthing
W. Sx. BN11 5JN

Proposed Rear Extension & Roof Conversion
PLANS As EXISTING

Client

A. Hill

Drawing no. 674–02 (A3)

Scale 1 : 100

Date May 2024

KG DESIGNS
ARCHITECTURAL CONSULTANT

Longacre, Bentons Lane, Dial Post,
Horsham, West Sussex RH13 8NW
Tel : 01403 711666
E-MAIL : kgd@kgdesigns.com