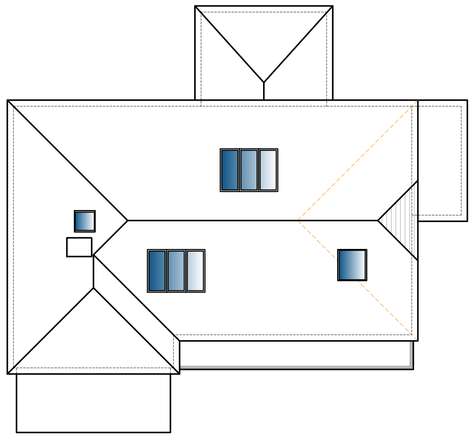

Proposed Roof Plan
Scale: 1:100

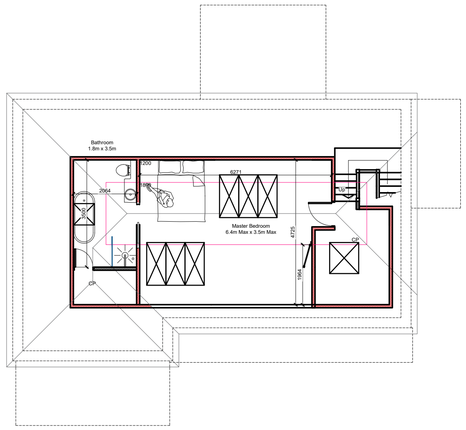

Proposed Loft Plan
Scale: 1:100

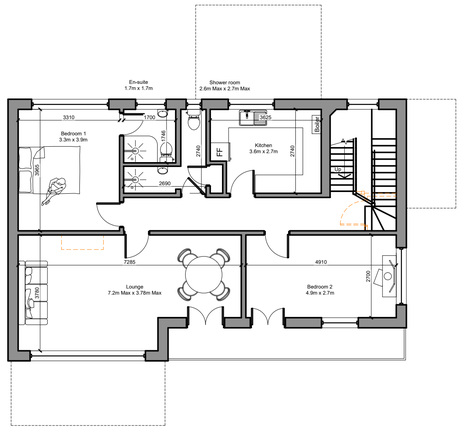

Proposed First Floor Plan
Scale: 1:100

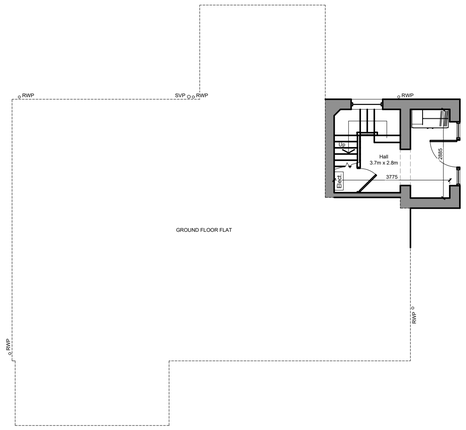

Proposed Ground Floor Plan
Scale: 1:100



Proposed Front (SOUTH) Elevation
Scale: 1:100

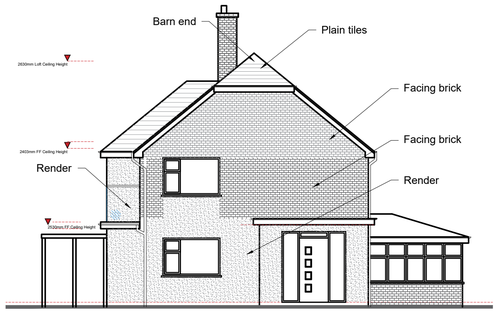

Proposed Side (EAST) Elevation
Scale: 1:100

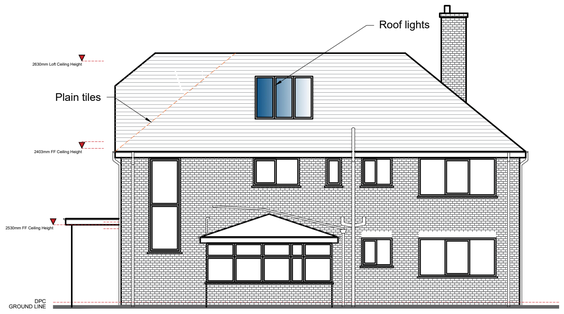

Proposed Rear (NORTH) Elevation
Scale: 1:100

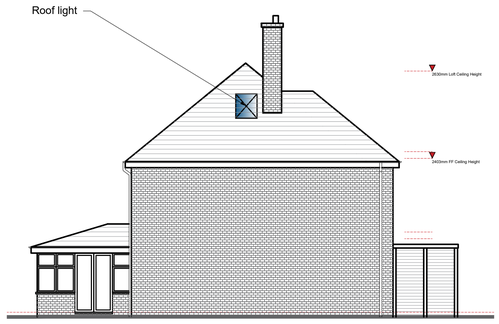

Proposed Side Section
Scale: 1:100

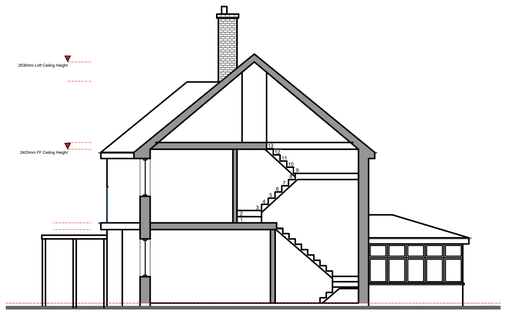

SITE PHOTOS







Location Plan
Scale: 1:1250

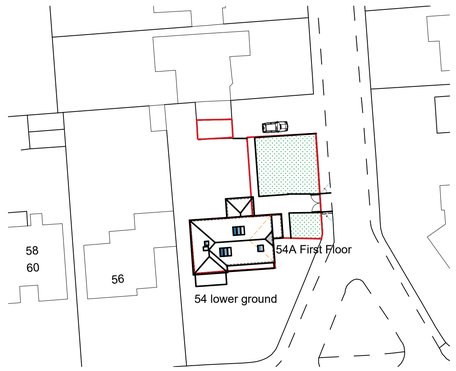

SITE AREA - 286.6m²
Block Plan
Scale: 1:500

METERS @ 1:50 | METERS @ 1:100 | METERS @ 1:200 | METERS @ 1:500 | METERS @ 1:1250

FOR APPROVAL

NOTE:

This drawing is to be read in conjunction with the Construction Notes and Structural Engineer's details.

The Contractor is responsible for all setting out and must check levels and dimensions on site before ordering materials or commencing work.

Refer to written dimensions only. Do not scale from drawings, except for the purposes of Planning assessment.

The Architect is to be immediately notified of any omissions or discrepancies.

Building work should not commence until all statutory approvals have been granted, i.e. Planning, Building Control, etc.

If a public sewer is discovered, consent to 'Build-over/Close-to' may be required from the Water Authority.

PARTY WALLS:

Work to Party Walls (including insertion of flashings, beam bearings, etc) are subject to Party Wall agreements with neighbours and are to be arranged by the Client in accordance with the Party Wall Act (i.e. Providing two months written notice)

Below ground drainage - Surface Water
Below ground drainage - Foul Water
Discharge pipes
Existing structure
Proposed structure
Removed structure
Section line

Revision	Date:	Details:	Initials:
C	03/06/2024	Planning Amendments	DLS
B	28/05/2024	Planning Amendments	DLS
A	26/05/2024	Planning Amendments	DLS

These drawings and designs are the property of Shear Architectural Design Ltd and must not be copied, retained, or used without prior written consent. © Copyright

SHEAR ARCHITECTURAL
CREATE INSPIRE ENHANCE
Maritime House - 2nd Floor Echo 3 office
Basin Rd N,
Portslade,
Brighton
BN41 1WR
07881 656512
info@sheararchitecturaldesign.co.uk
www.sheararchitecturaldesign.co.uk

PROJECT:
54A Marine Cres, Goring-by-Sea, Worthing BN12 4JG
West Sussex

DRAWING TITLE:
Loft Conversion with cross over

NORTH

DATE: 07/03/2024
SCALE: Various @ A1
DRAWN: SC
CHECKED: DS
SHEET OF

PROJECT NUMBER:	DRAWING NUMBER:	REVISION:
24/011	PL1	C