


NOTES

1. All new vertical and horizontal faces shall be sprayed with Bituminous tack coat type K140 to BS434, the rate of spread to be between 0.35 & 0.55 litre/m²
2. Existing carriageway at end of interface to be reduced in level to allow new surface course bed to be laid to full depth by planing or other approved method.
3. In practice the regulating material shall be a combination of materials to suit the permissible maximum and minimum thickness for each material and the contractor's working method.

LONGITUDINAL INTERFACE
(NEW SURFACE ABOVE EXISTING SURFACE)
NTS

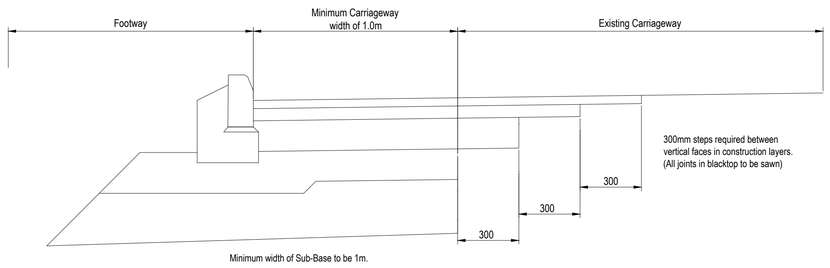


NOTES:

1. The joint with the existing road surface shall be formed in accordance with Clause 706 shw.
2. All new vertical and horizontal faces shall be sprayed with Bituminous tack coat type K140 to BS434, the rate of spread to be between 0.35 & 0.55 litre/m.
3. The surface course shall be machine laid across the whole area under consideration to provide as smooth a transition as possible.
4. Where joints between laying widths or transverse joints are made they shall be in accordance with Clause 903 shw.

TYPICAL CROSS SECTION THROUGH WIDENING
NTS

| CARRIAGEWAY - FLEXIBLE CONSTRUCTION TABLE SELECTOR | | | | |
|---|---|---|---|---|
| | LOCAL DISTRIBUTOR | COLLECTOR | ACCESS ROAD | ACCESS WAY |
| CAPPING LAYER | | | | |
| Type 6F1/ 6F2 CBR 2% | Bespoke design required in acoordance with HD 25/94 or IAN 73/06 | | | |
| Type 6F1/ 6F2 CBR 2-2.5% | 600 | 600 | 600 | 600 |
| Type 6F1/ 6F2 CBR 2-2.5% | 350 | 350 | 350 | 350 |
| Type 1 CBR >5% | 100 | 100 | 100 | 100 |
| SUB-BASE | | | | |
| Type 1 (Clause 803) | 150 | 150 | 150 | 150 |
| BASE | | | | |
| 32mm Dense Asphalt ConcreteBase 40/60 PEN | 150 | 125 | 100 | 100 |
| Lean Mix Concrete | - | 150 | 150 | 150 |
| BINDER | | | | |
| 20mm Dense Asphalt Concrete Base 40/60 PEN (Not required with block paviours) | 60 | 60 | 50 | 60 |
| SURFACE COURSE: | | | | |
| HRA 30/14 F surf 40/60 with: 14/20mm pre-coated chippings PSV as table 3.1 (HD36/06) | 40 | - | - | - |
| 10mm Close Graded Asphalt Concrete Surface Course 100/150 | - | 30 | 30 | 30 |
| Blocks on 30mm sand bed | - | 80 | 80 | 80 |

TABLE 1

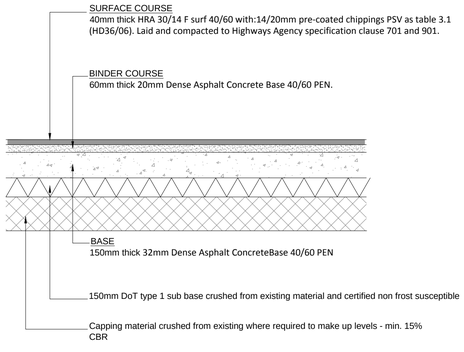


ADOPTED ACCESS ROAD CONSTRUCTION
NTS

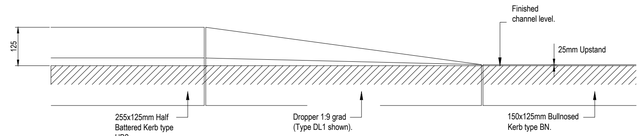


DROPPER DETAIL: 125mm-25mm
KERB FACE
NTS

ALTERNATIVE DESIGN
WSCC will accept permanent foundation designs in accordance with the latest revision of Interim Advice Note 73 /06 or HD25/94

DO NOT SCALE OFF THIS DRAWING

Notes:

1. Prior to the commencement of laying the formation shall be treated with an approved residual weedkiller.
2. The Highway Inspector may request inclusion of a non-woven separation membrane to mitigate weed/root intrusion.
3. The Highway Inspector may increase the Sub-base depth or include a geotextile or geogrid on formation where site ground conditions are considered to be sub-standard.
4. Not suitable where 'no-dig' construction is required.
5. Asphalt Concrete to be in accordance with BS EN 13108-01 and BS 594987.
6. Type 1 Sub-base to be in accordance with Specification for Highway Works Clause 803.
7. Hot Rolled Asphalt to be in accordance with BS EN 13108-04 and BS 594987.
8. Total Carriageway construction depth must be greater than 450mm to negate susceptibility to frost penetration, irrespective of CBR value.
9. Carriageway widening to widths of less than 1m; Base and sub-base to be replaced with ST1 concrete with the same overall construction depth as the standard construction.
10. Under some circumstances, WSCC may accept 40mm of Bardon Superflex 50 with 10mm Aggregate (72 PSV) as a surface course, provided there is a 10 year guarantee on the skid resistance with HD 36/06 table 3.1.
11. PSV requirements shall be declared in accordance with HD 36/06 table 3.1.
12. CBR values to be obtained from site investigation report and laboratory testing. The WSCC Inspector may request additional tests.

| Rev | Date | By | Comment | Chkd | Appr |
|---|---|---|---|---|---|
| P2 | 25.04.16 | BM | DRAWING FRAME AMENDED & STANDARD DETAILS REMOVED | GD | GD |
| P1 | 20.04.16 | BM | ISSUED FOR APPROVAL | GD | GD |

Status
FOR APPROVAL

Client
BIDVEST FOOD SERVICE

Robert West
County House
St Mary's Street
Worcester
Worcestershire WR1 1HB
t: 01905 28288
f: 020 7939 9909
www.robertwest.co.uk

Project
BIDVEST FOODSERVICE
CHARTWELL ROAD, WORTHING

Drawing Title
PROPOSED BELLMOUTH
STANDARD DETAILS
SHEET 2 OF 2

| Drawn | | Checked | | Approved | | Scale |
|---|---|---|---|---|---|---|
| By | BM | By | GD | By | GD | NTS @ A1 |
| Date | 20.04.16 | Date | 20.04.16 | Date | 20.04.16 | |

| Client No. | Project No. | Discipline | Drawing No. | Rev |
|---|---|---|---|---|
| 5440 | 001 | C | 106 | P2 |