All work to comply with building regulations and planning consent.
Workmanship and materials to comply with British standards and code of practice.
Scaled dimensions are approximate, take exact dimensions from site.
This drawing was prepared for local authority approval and not as a working drawing .
LOCAL AUTHORITY MAY SCALE THE DRAWING
Any deviation from the drawing to be agreed with the local authority
Any queries to be agreed prior to construction
See separate details for Structural engineers calculations.



REAR ELEVATION 1:100 AT A1

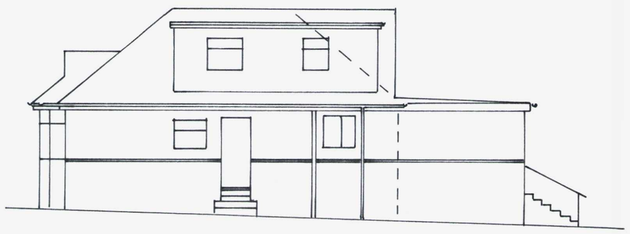

SIDE ELEVATION FROM 6 1:100 AT A1

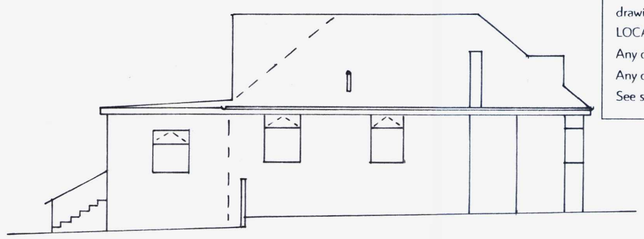

SIDE ELEVATION FROM 10 1:100 AT A1

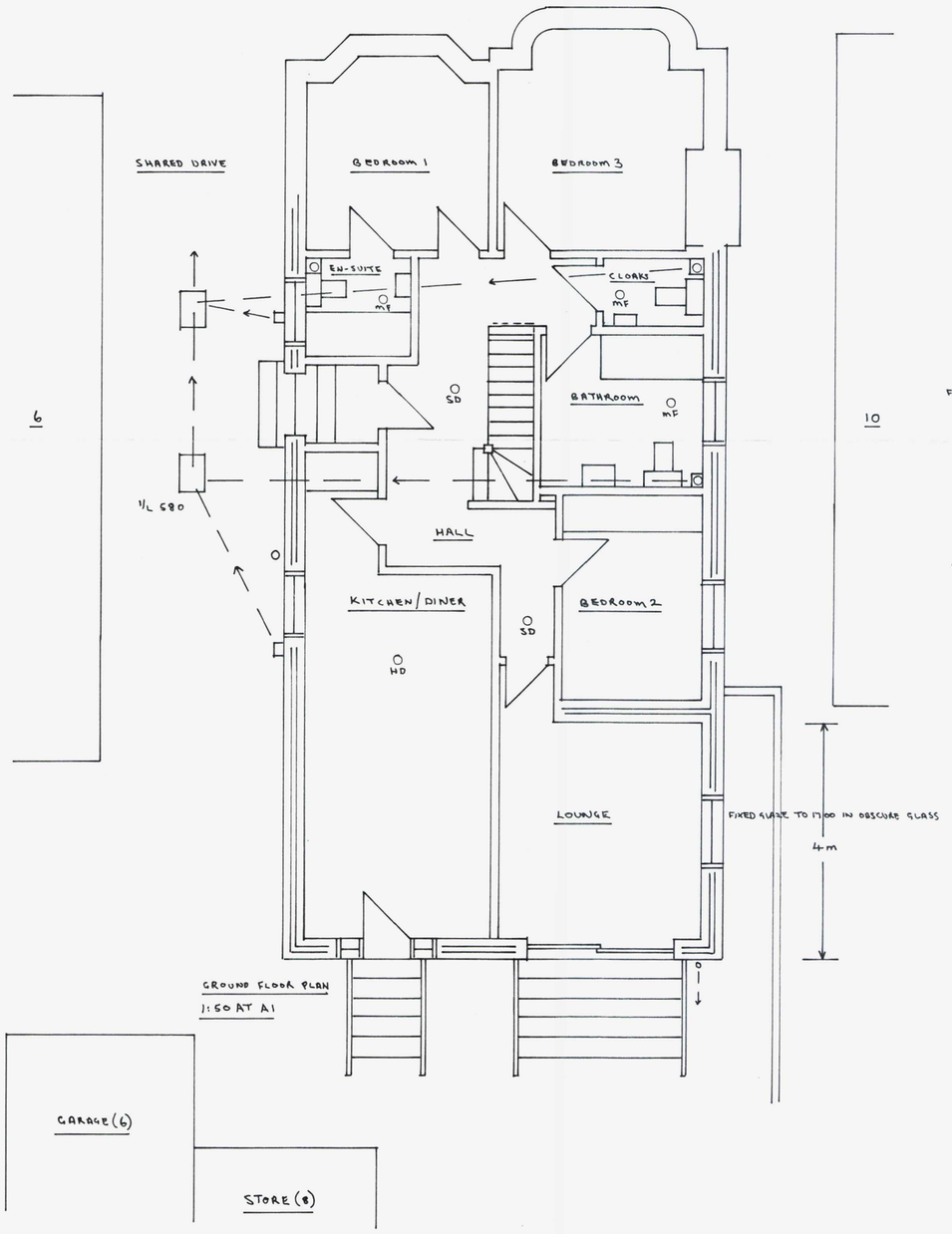

GROUND FLOOR PLAN
1:50 AT A1

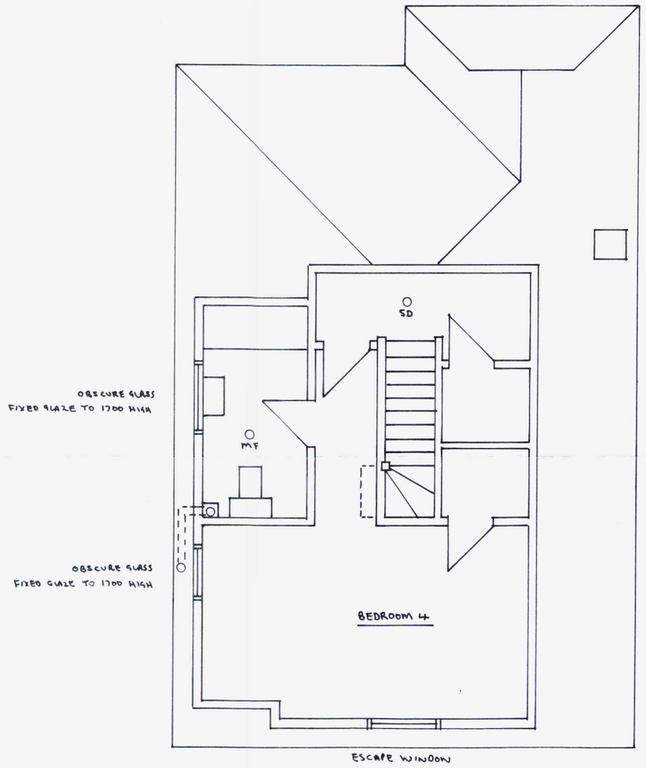

FIRST FLOOR 1:50 AT A1

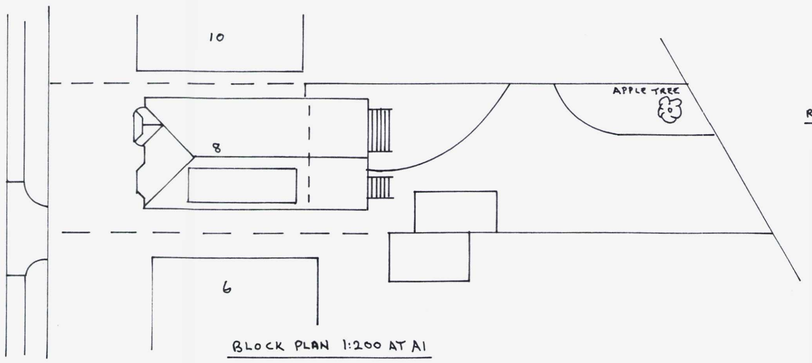

BLOCK PLAN 1:200 AT A1



FRONT ELEVATION 1:100 AT A1

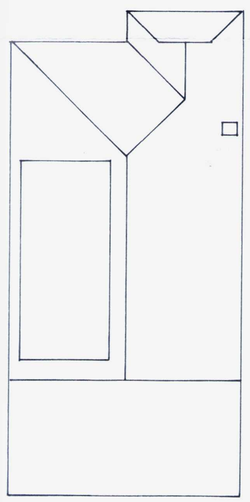

ROOF PLAN 1:100 AT A1

AMENDED

ADUR & WORTHING
AWDM/0532/13
VALID - 5 JUN 2013

Tony Standing Designs

Drawings for Domestic Extensions

Title	PROPOSED REAR EXTENSION AT 8 UPTON AVENUE, SOUTHWICK BN42 4HP				
Client	MR S. FARRELL				
Drawn By: Date	TS APRIL 13	Drawing Revision	C730-1 BC	Scale	AS SHOWN

Mr A J G Standing
39 Hills Road,
Steyning BN44 3QG
Phone:
01903 814151

AJG Standing