Ground Floor

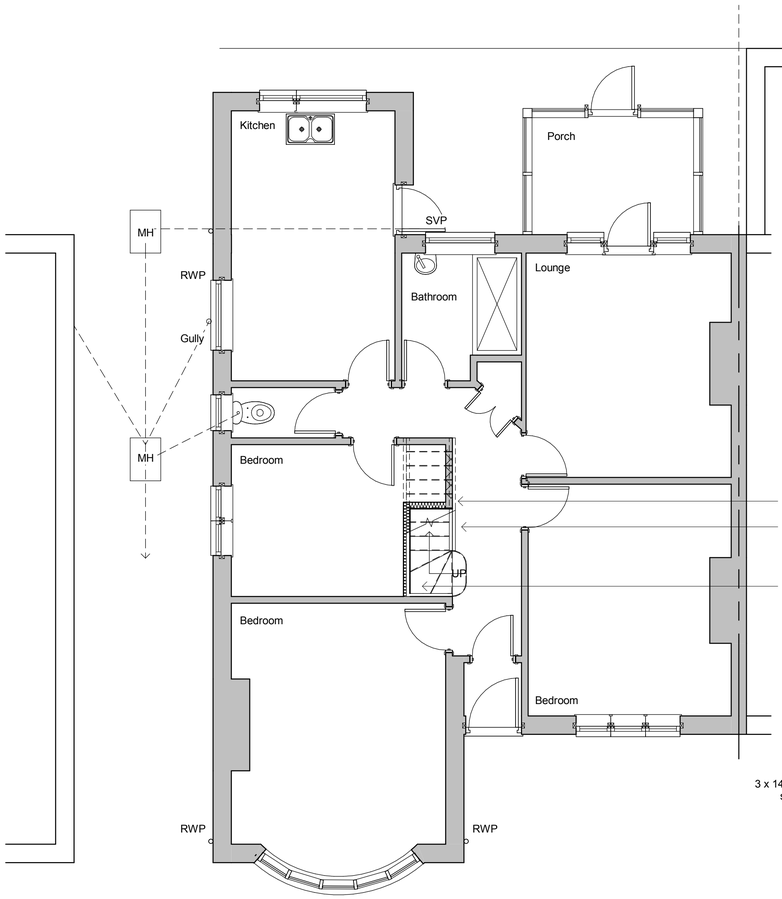

First Floor

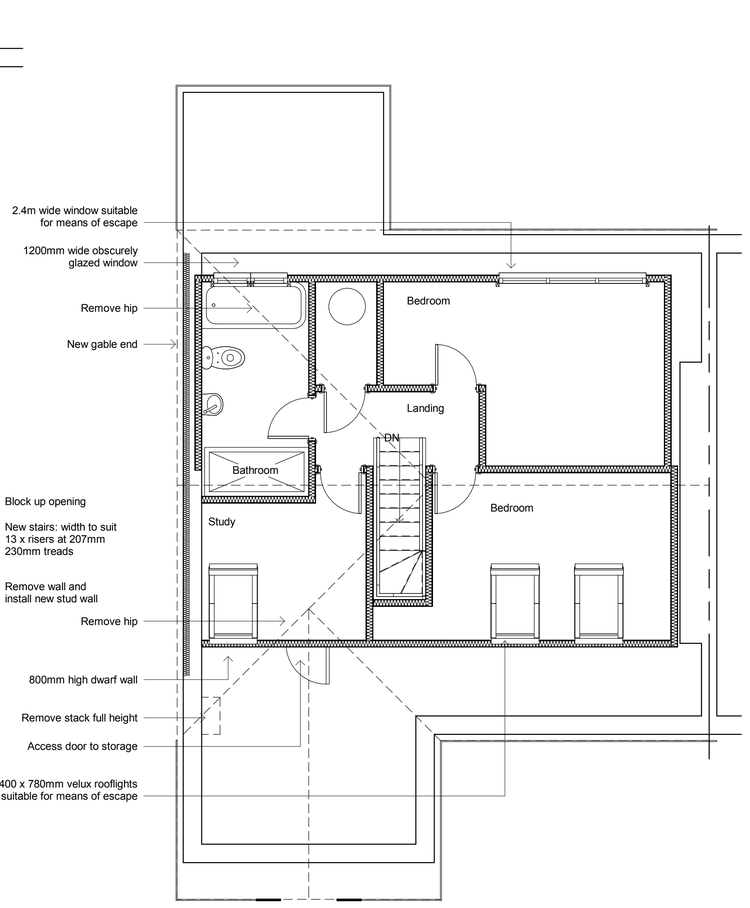

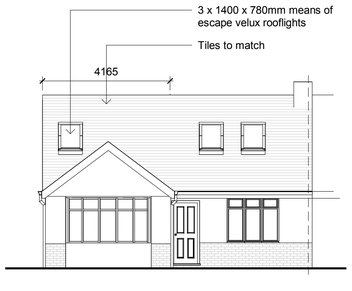

North Front Elevation

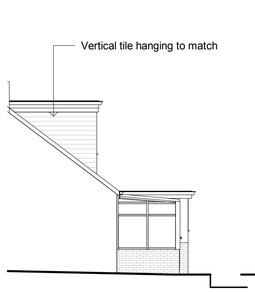

West Side Elevation

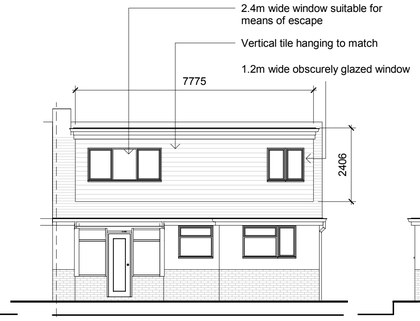

South Rear Elevation

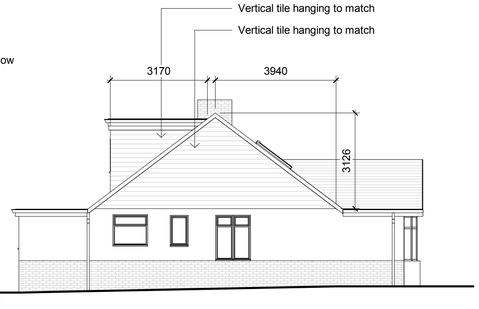

East Side Elevation

Revisions

0.5 0 0.5 1 1.5 2 2.5
SCALE 50 m
1:

1 0 1 2 3 4 5
SCALE 100 m
1:

Gable End

(4.165 / 3) x 3.940 x 3.126 = 17.09m3

Dormer

7.775 x 2.406 x 3.170 / 2 = 29.65

29.65 + 17.09 = 46.75m3

Therefore under 50m3 and complies

Materials

Vertical tile hanging to match

Windows to match

Tiles to match

Velux rooflights

Drawing Number	20/2020	Sheet	1 of 1
Size	A1	Scale	1:50, 1:100

Project

Proposed Details
February 2020

Job Title

110 Downland Avenue
Southwick
West Sussex
BN42 4RY

Do Not scale from this drawing except for planning as photocopies will be subject to distortion
Drawings to be read in conjunction with all other Designers and structural engineers contract drawings and specifications: Any discrepancies must be brought to the attention of the Designer immediatialy.
The contractor must verify all dimensions by site measurement before ordering materials or manufacturing components
Substitute materials and products to those named will be acceptable if proven to be of equal or higher performance and not in conflict with other elements

M.J.Humphrey Ltd

RICS cabe chartered association of building engineers

Mel Humphrey MRICS, MBEng
39 Northease Drive
Hove
East Sussex
BN3 8PQ

Mel@mjhumphrey.co.uk
07701055182

Adam Humphrey
230 Dominion Road
Worthing
West Sussex
BN14 8JL

Adam@mjhumphrey.co.uk
07812419142