1:100 0 10 m
Scale bar
1:50 0 10 m

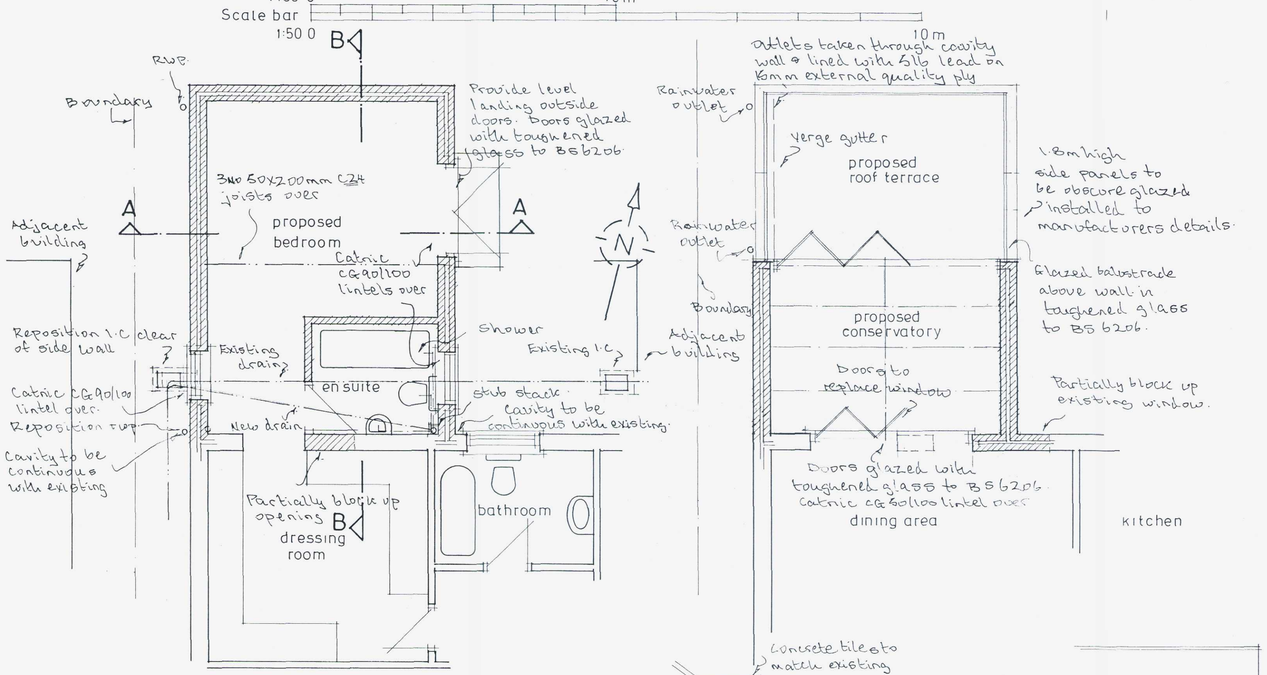

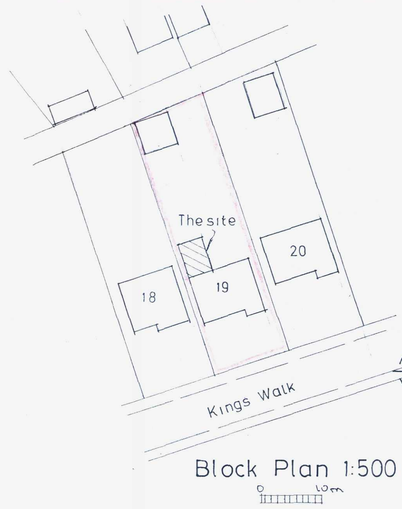

Block Plan 1:500
0 10m

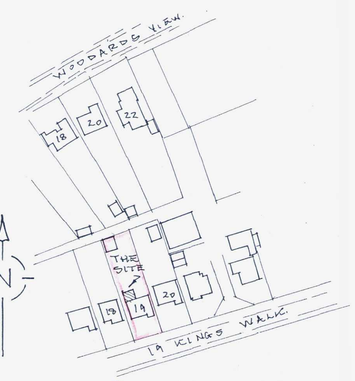

Site Plan 1:1250
0 10 20m

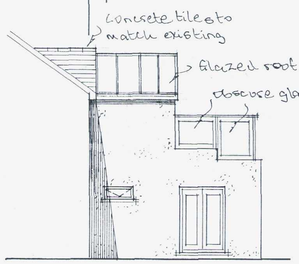

east elevation

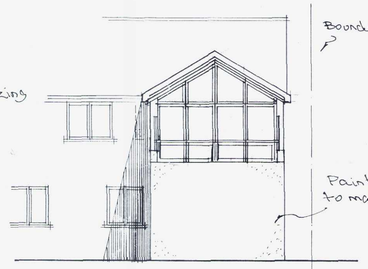

north elevation

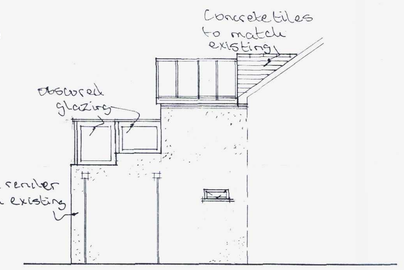

west elevation

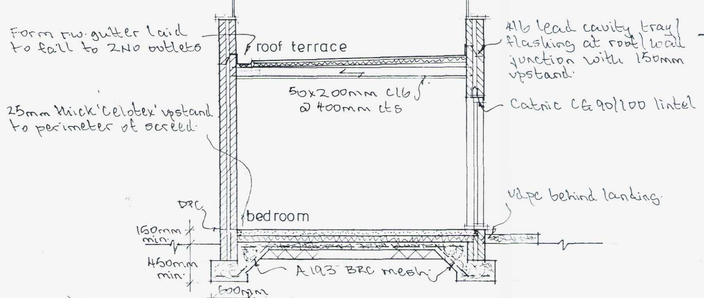

Section A-A

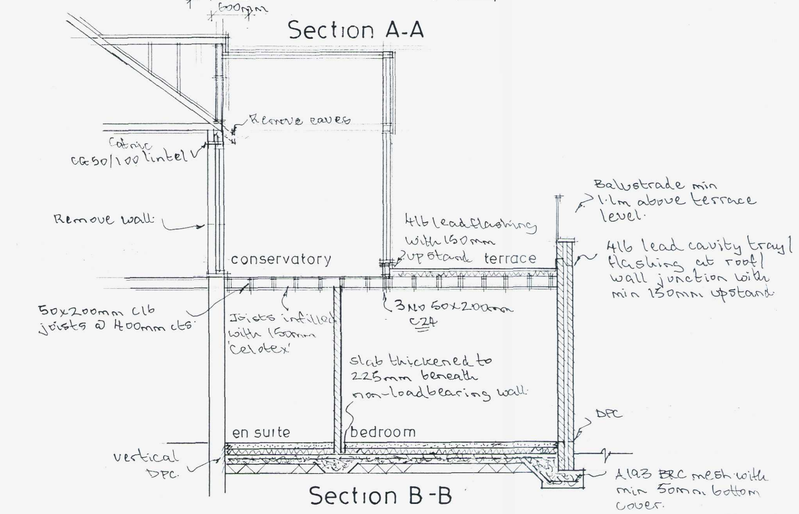

Section B-B

Roof Terrace:-
Pedestrian tiles bedded in bitumen on three layer felt to BS747 laid to CP144 (or 20mm pedestrian quality Asphalt) on 18mm 'Celotex TD deck' on 12mm external quality ply on firrings to provide 1:80 fall on 50x200mm C16 joists @ 400mm cts. Ceiling of 500g polythene above 12.5mm plasterboard with skim plaster finish. Provide 4lb lead cavity tray/ flashing to roof perimeter at junction with cavity walls with min 150mm upstand. Roof strapped to walls with 30x5mm m.s. straps @ 2.0m cts. Straps to be taken across min 3No joists where joists run parrallel with walls. Provide solid noggings between joists at strap positions & at mid span of joists.

Walls:-
20mm two coat painted render to match existing on 100mm Class A concrete blocks. 100mm cavity with s. steel wall ties @ 750mm cts horizontally, 450mm cts vertically & 225mm cts at reveals. Cavity insulated with 100mm 'Dritherm' insulation batts installed in accordance with manufacturers spec. Inner leaf of 100mm 'Thermalite Shield' blocks with lightweight plaster finish. Cavity to be vertically continuous with existing. Combined dpc/ insulated cavity closers at reveals. Horizontal dpc min 150mm above ground level & lapped with existing dpc.

Floor/Foundations:-
65mm sand/cement screed reinforced with chicken wire on 500g polythene on 100mm 'Celotex Loft-R' floor insulation on 1200g polythene on 150mm concrete reinforced with A193 BRC mesh taken into raft toe min 200mm thick with final size/ depth to suit site conditions. Min 150mm well compacted beach shingle beneath oversite concrete. 18M to lap with new & existing dpc.

Drainage:-
900mm high, 100mm Ø, stub stack terminated with 'Durgo' air admittance valve in casing with high & low level vents. 38mm Ø shower waste. 32mm Ø basin waste. Wastes to have 75mm deep anti-vac bottle traps & rodding eyes at changes of direction. All plumbing to be to BSEN12056. New drain run to be 100mm Ø UPVC laid & surrounded in pea beach @ 1:40 fall with 50mm concrete cover. Re-positioned I.C to be built off 150mm concrete base using semi-engineering brickwork rendered externally & flush-pointed internally. Rainwater pipes (75mm Ø) to be taken into beach shingle to discharge clear of raft foundation.

Ventilation:-
Double glazed doors/windows to have openable area in excess of 1/20th floor area & each room to have min 8000mm² night vents. En-suite to have mechanical vent ducted to external air to provide 30 litres/sec extraction. Vent to be connected to light switch & to have 15 minute over-run.

Electrical:-
Electrical systems to be designed, installed, tested & certified to BS 7671 by a suitably qualified person with copy of certificate to be made available for the local Authority. 75% of all new lighting to be low-energy type with fittings capable of only accepting bulbs having a luminous efficacy in excess of 60 lumens per circuit-watt.

General:-
Double glazing to doors & windows to have min 16mm air cavity & low-emissivity glass to provide a 'U' value of: 1.6 W/m² oc. Existing heating system to be extended to serve new proposals & all new radiators to have thermostatic control valves.

B.	28.2.16	Conservatory Added
A	12.10.15	Window Shown to West Elev
Date		Revisions

© copyright

ADUR & WORTHING PLANNING SERVICES
PLAN AWDM/ 0360/16
DATE VALID - 9 MAR 2016

Job Title

Proposed Extension

Drawing Title

19 Kings Walk
Shoreham Beach

Scale 1:50 1:100

Date | Drawn by

Drg No. 742/01 | Rev. A B

841 x 594mm A1