PROPOSED

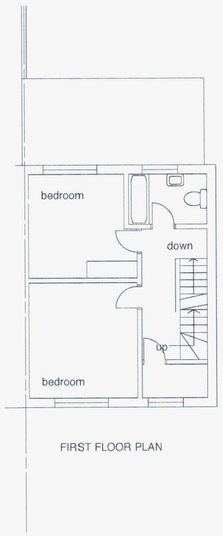

FIRST FLOOR PLAN

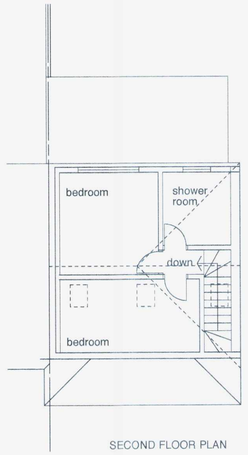

SECOND FLOOR PLAN

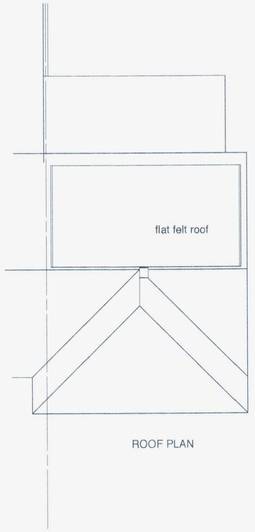

ROOF PLAN

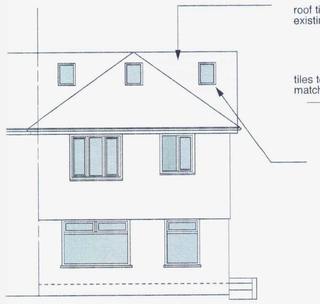

FRONT ELEVATION



REAR ELEVATION

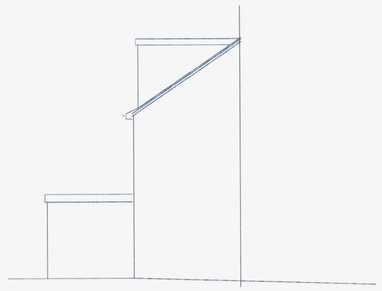

SIDE ELEVATION

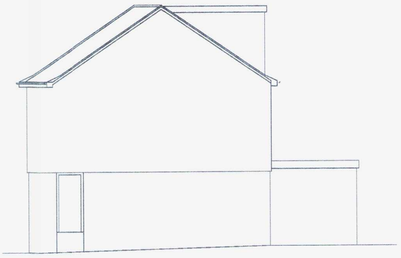

SIDE ELEVATION

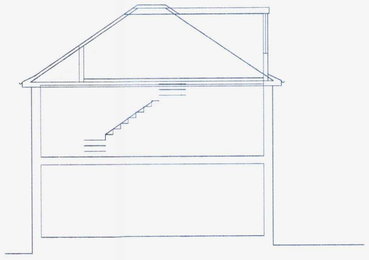

SECTION A - A

Volume of development

Hip
3354x8488x2644/6 = 12.49qm

Dormer
6.1x3.3x2.3/2 = 23.14qm

TOTAL 35.63qm

0 1 2 3 4 5 6 7 8 9 10M

SCALE BAR
A1 DRAWING SIZE

EXISTING

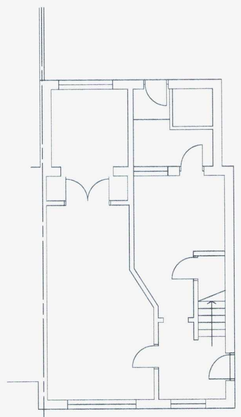

GROUND FLOOR PLAN

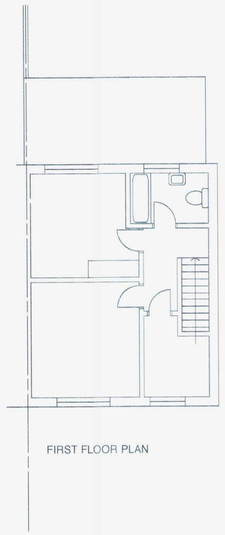

FIRST FLOOR PLAN

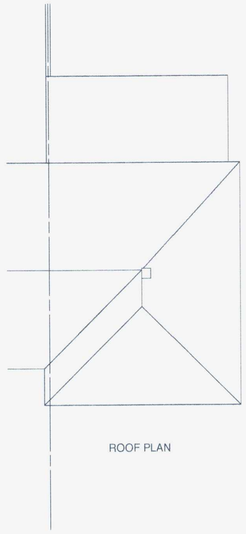

ROOF PLAN

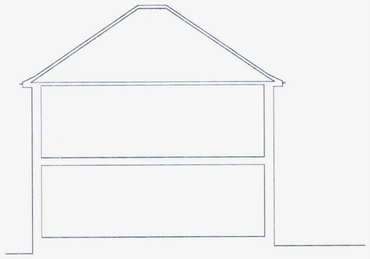

SECTION A - A

0 1 2 3 4 5 6 7 8 9 10M

SCALE BAR
A1 DRAWING SIZE

ADUR & WORTHING
PLANNING SERVICES

PLAN	AWDM/1005/17
DATE VALID	10 JUL 2017

Do not scale from these drawings. The contractor is to check all dimensions, levels and conditions on site and advise of any discrepancies prior to the commencement of any work on site. All work is to be carried out in strict accordance with the relevant, current British Standards and codes of practice. Materials and components are to be fixed in strict accordance with the manufacturers instructions and recommendations and relevant body This drawing is for planning/building control purposes only.

AMENDMENTS

A July 2017 Do not scale note omitted.



FRONT ELEVATION



REAR ELEVATION

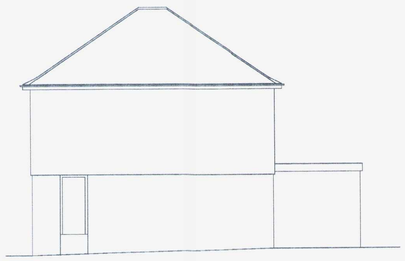

SIDE ELEVATION

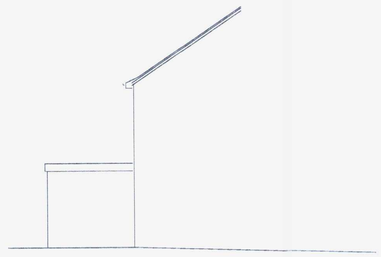

SIDE ELEVATION

10 OAKAPPLE ROAD

Client
D REEVES

Description
EXISTING & PROPOSED PLANS ELEVATIONS & SECTIONS

rsp architects ltd
Architects, Planning & Development Consultants, Project Management.

Date	Scale	Job No.	Drawing No.	Revision
May 2017	1:100	1717	01	A

1 Westbourne Grove, Westbourne Gardens, Hove, East Sussex.T: (01273) 727366 E:rob@rsparchitects.co.uk

This drawing is copyright