ADUR DISTRICT COUNCIL

Adur District Council

Town and Country Planning Act 1990

Office use
App AOC1065467
Date Rc. 24 OCT 2007
Fee 135

Householder's planning application form

Use this form to apply for planning permission to extend or alter your house or flat, to build a garage or other structure on your property or to create access for a vehicle onto a classified road (please read note 9).

Please read the notes before you fill in this form.

1 Please give the address of the property to be altered or extended.

78 PARKSIDE,
SHOREHAM BY SEA, BN43 6AH

2 Type of property (please tick)

Detached House	✓	Terraced House		Other (please give details)	
Semi-detached House		Flat			

3 Please describe the development you are applying for.

GROUND FLOOR + FIRST FLOOR EXTENSION

4 Applicant (in block capitals)

Full name: MRS. S. SIMPSON
Address (including postcode):
78, PARKSIDE,
SHOREHAM BY SEA,
BN43 6AH
Phone Number:
Home: [redacted]
Work:
Extension:
Fax Number:

Agent (if any)

Full name: B. K. MARTIN
Address (including postcode):
32 SHALBOURNE CRESCENT
BRACKLESHAM BAY,
CHICHESTER, PO20 8JY
Phone Number: 01243 670665
Home:
Work:
Extension:
Fax Number: 01243 670665

5 Please enclose four copies of this form and four sets of plans. Please number

	Plan number	Scale
Location plan	No. 2 OF 3	1/1250
Block plan	No 2 OF 3	1/500
Floor plan	No 1 OF 3	1/50
Elevations	No 2 OF 3	1/100
Other	EXISTING FLOOR PLAN No 3 OF 3	1/50

6 Will the development involve cutting down any trees? Yes ☐ No ☑
If "Yes", please show these clearly on the block plan.

7 Will the development (including any new or altered access affect a public footpath or any other public right of way? Yes ☐ No ☑

8 Does this application require a fee? (See note 3) Yes ☑ No ☐

If "No", please tick the option that applies (See note 3) A ☐ B ☐ C ☐

If "Yes", please state the fee enclosed (See note 4) £135-00.

Signature: [redacted] Date: 22/10/07

Please print your name: B MARTIN

Certificate under Article 7 of the Town and Country Planning (General Development Procedure) Order 1995

If anyone else owns the land or part of it, you must fill in Certificate B, which you can get from the Planning Section. You must also tell the owner of the land about this application by serving a notice on them. If you own all of the land, you must fill in Certificate A below.

Certificate A

I confirm that:

- Nobody except the applicant was an owner of any part of the land involved at the beginning of the period of 21 days before the date of this application; and
- none of the land this application relates to is an agricultural holding or part of an agricultural holding

Signature: [redacted] Date: 22/10/07

Please print your name: B MARTIN.

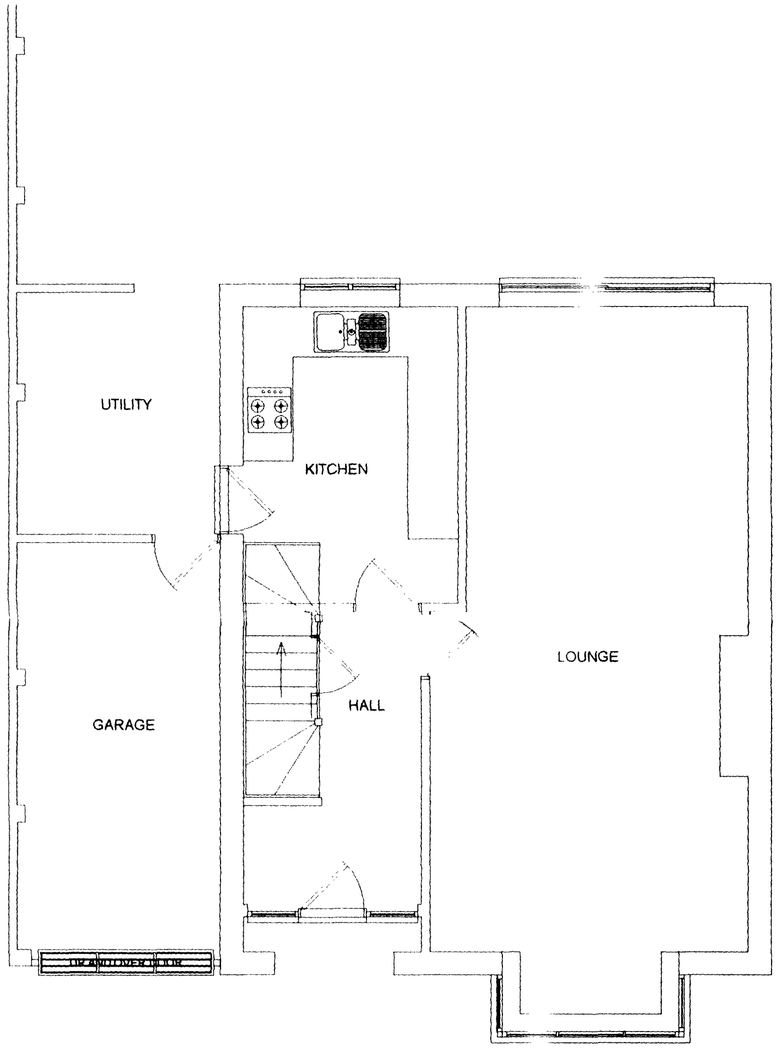

EXISTING GROUND FLOOR PLAN

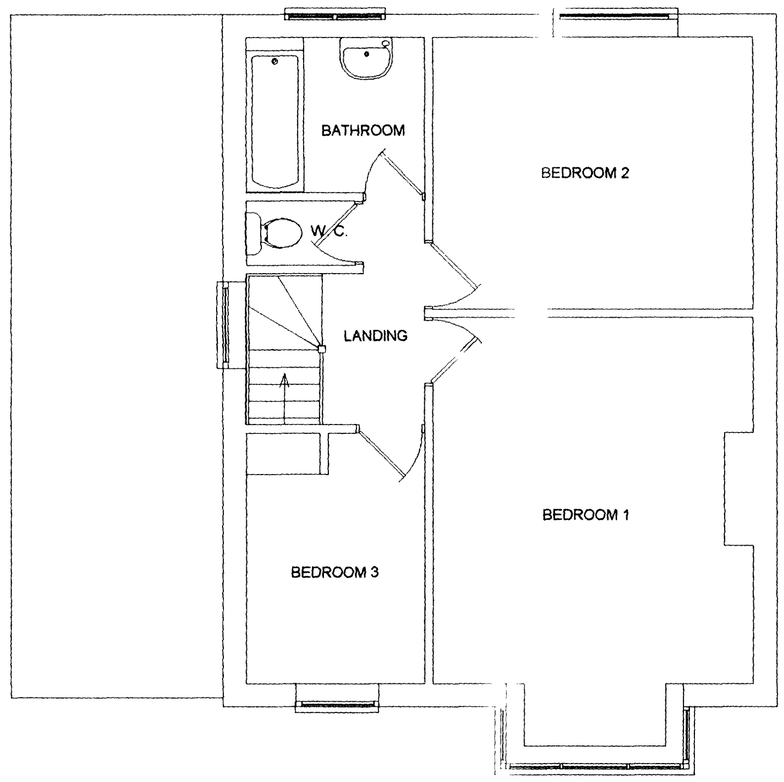

EXISTING FIRST FLOOR PLAN

Received
24 OCT 2007
Parkside

Do not scale from drawings
(excepting Local Authorities)
All dimensions to be checked on site

All work to comply with Building Regulations, British Standards, manufacturer's instructions /specifications and engineer's calculations at all times. Construction must also comply with all safety at work regulations.Additional work may be requested by the building inspector as work proceeds to ensure the new building complies with all building regulations.

No	Change	Date	Init

BKM PLANS
architectural
plans and
drawing
service

Title:
Mrs S Simpson
78 Parkside
Shoreham By Sea BN43 6AH

Scale:	1:50
Date:	10th October 2007
Drawn by:	
Drawing 3 / 3	

All drawings are copyright of BKM architectural plans and drawings service and may not be reproduced without prior permissions



NEW WEST ELEVATION

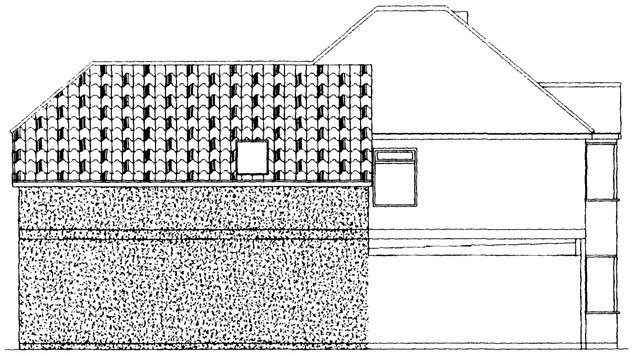

NEW NORTH ELEVATION

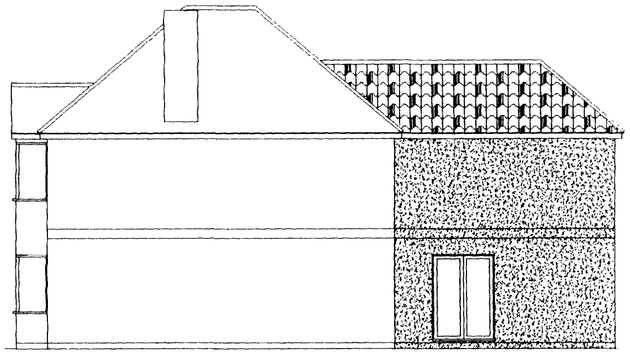

NEW SOUTH ELEVATION



NEW EAST ELEVATION



EXISTING WEST ELEVATION

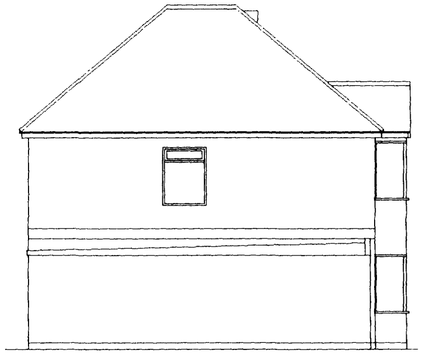

EXISTING NORTH ELEVATION

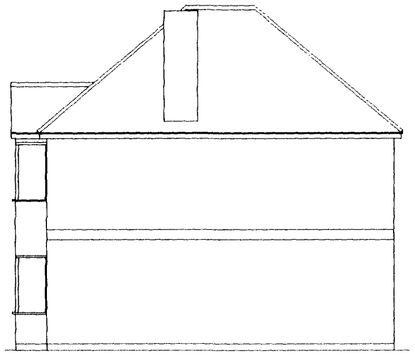

EXISTING SOUTH ELEVATION



EXISTING EAST ELEVATION

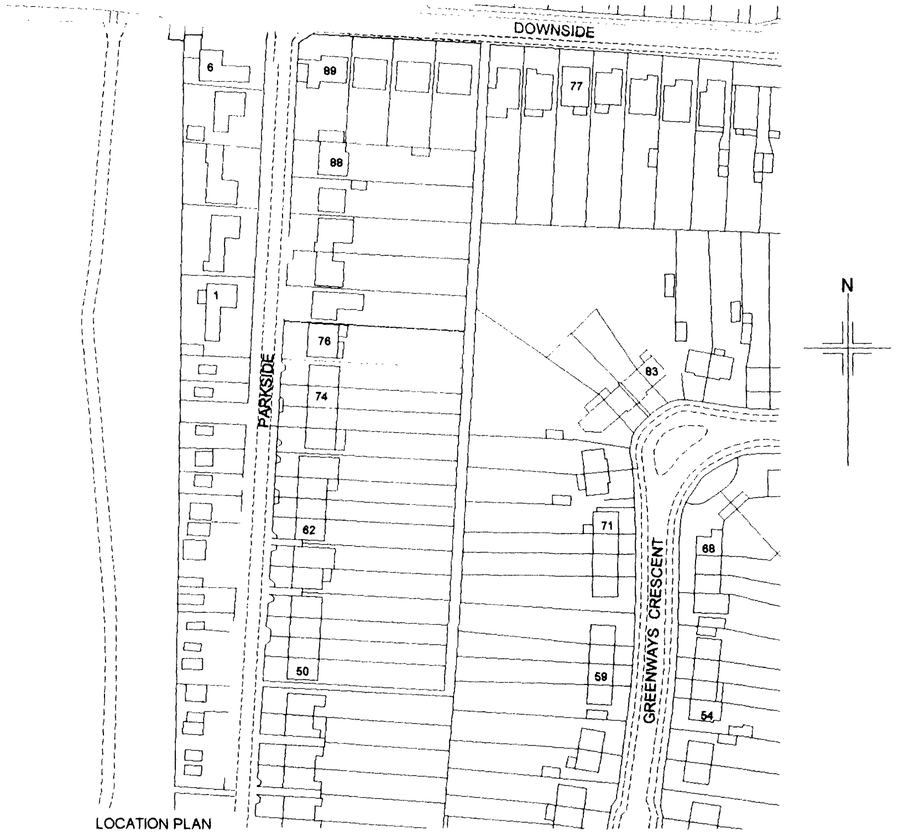

LOCATION PLAN

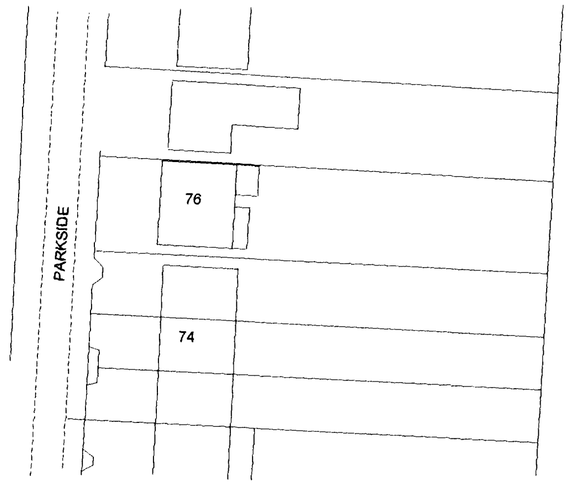

SITE PLAN

24 OCT 2007

Do not scale from drawings
(excepting Local Authorities)
All dimensions to be checked on site

All work to comply with Building Regulations, British Standards, manufacturer's instructions /specifications and engineer's calculations at all times. Construction must also comply with all safety at work regulations.Additional work may be requested by the building inspector as work proceeds to ensure the new building complies with all building regulations.

No	Change	Date	Init

BKM PLANS
architectural
plans and
drawing
service

Title:
Mrs S Simpson
78 Parkside
Shoreham By Sea BN43 6AH

Scale:	1:100 1:500 1:1250
Date:	10th October 2007
Drawn by:	
Drawing 2 / 3	

All drawings are copyright of BKM architectural plans and drawings service and may not be reproduced without prior permissions

SPECIFICATION

FOUNDATIONS Building Regulation A1/A2.
229 mm Walls. 2 x 7N solid concrete blocks minimum cover to foundations 1 m or to local authority requirements Cavities to be filled with lean mix concrete to to a mimum level of 225mm from DPC Foundations concrete 1 3 6 20 mm Premix 600mm wide x 225mm deep DPC to be 150mm above ground level
If any trees are within 30m of the foundation the foundation depth will need to be increased as this may affect the design

SOLID GROUND FLOORS Building Regulation C4
75mm sand and cement screed on 100mm concrete 1 . 4 2 Pre-mix on 1200 polythene DPM on Celotex floor insulation minmum U - Value of 0.22 W/m2k on 1200 polythene DPM on 25 mm sand blinding on 100 mm hard core, all voids and excavation to walls filled with hardcore Provide A142 mesh within the bottom of concrete slab over drainage runs

EXTERNAL WALLS Building Regulation A1/A2.
Outer skin to be solid concrete block and plastered to match existing Inner skin to be 100mm Toplite GTI blocks with 45mmCW3045 Celotex cavity insulation, minimum U - Value of 0 3 W/m2k in a minimum 50mm from insulation wide and a maximum of 95mm wide cavity including insulation
Wall ties to be stainless steel type 750 x 450mm c/c 225mm vertical spacing at reveals, insulated to prevent cold bridging. Fire stop to head of cavities

LINTELS
Reinforced concrete or steel to manufacturers specification.
150 mm bearings either side

FIRST FLOOR JOIST Building Regulation A1 A2.
Joist to be 47 x 200mm C16 Table 6, Double joist under partition walls, joist connection with steel hangers.
Provide 30 x 5mm steel restraint straps at 2m intervals at right angles to the joist, to extend over 3 No. joist with noggings

ROOF Building Regulation A1/A2 and TRADA technology
Concrete or clay plain tiles to match existing on wooden battens on reinforced roofing felt to BS747 on 50 x 150 mm rafters 50 x 100mm stud work, all to engineer's calculations on 50 x 100mm wall plates, hold down straps every 2m run to wall plates and rafters/gables. 75mm Celotex GA3000 insulation between rafters with 55mm fixed to under side of rafters Continuous ventilation strip 25mm wide to all soffits
Provide 30 x 5mm steel restraint straps at 2m intervals at right angles to the rafters, to extend over 3 No. joist with noggings.

STUD WALLS
External and internal stud walls to be in 50 x 100mm timber

PLUMBER Hot water and central heating Building Regulations G3/J and L
The hot water and central heating system will be extended to include the new extension to comply with approved documents J & L, by a competent plumbing and heating engineer. All gas installations will be installed by a qualified CORGI gas engineer. Central Heating and Hot and Cold water in copper to BS864.
If new replacement boiler is required a Condensing Boiler must be installed
RAIN WATER Building Regulation H3 Table 2 100mm Gutter, 75mm down pipes discharging into 100mm Osma drains into soakaways 4.5m from buildings.
All underground drains to be Osma below ground type surrounded with pea shingle.

All traps from sinks,baths and basins are to be deep seal 76 mm, showers 50 mm seal shower traps. Bath,shower and sink waste pipe to be 40 mm dia. basin waste to be 32 mm dia. access plugs where necessary, 110 mm pipe soil and vent pipe. Building Regulation H1

ELECTRICITY. Building Regulation Part P (Electrical Safety)
To comply BS 7671 (I E.E. Wiring Regulations 16th Edition) Fit mechanical extractor to Bathrooms, Kitchens and Utility rooms to vent. 30 litre /sec. adjacent to hob and 60 litres/sec. elsewhere in kitchens. 30 litres/sec. utility rooms, 15 litres/sec. for bathrooms.Certificate to comply with BS7671 to be issued after completion of the work.

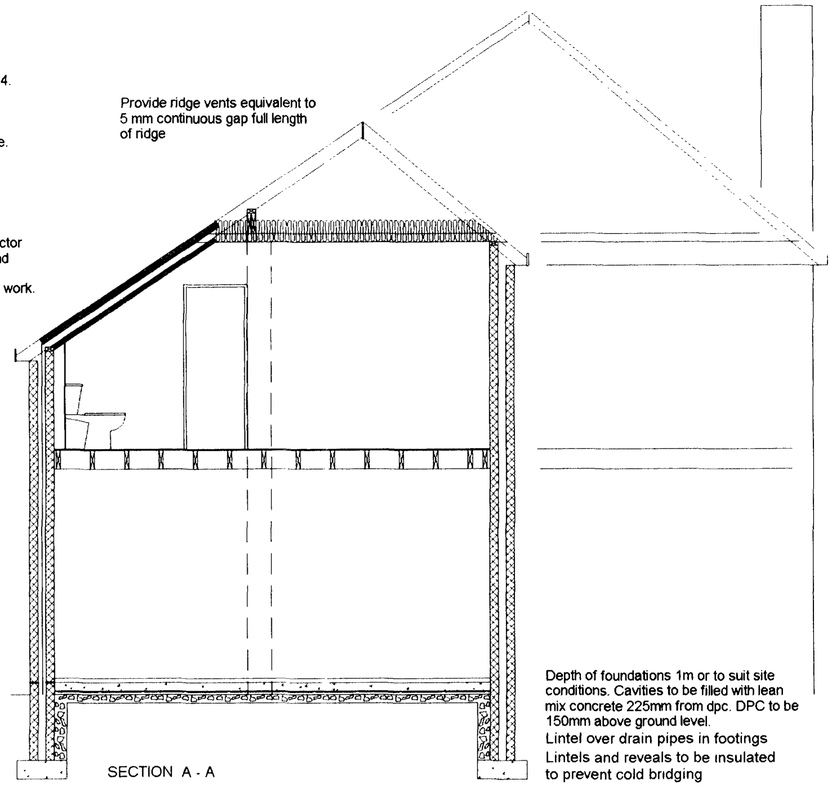

SECTION A - A

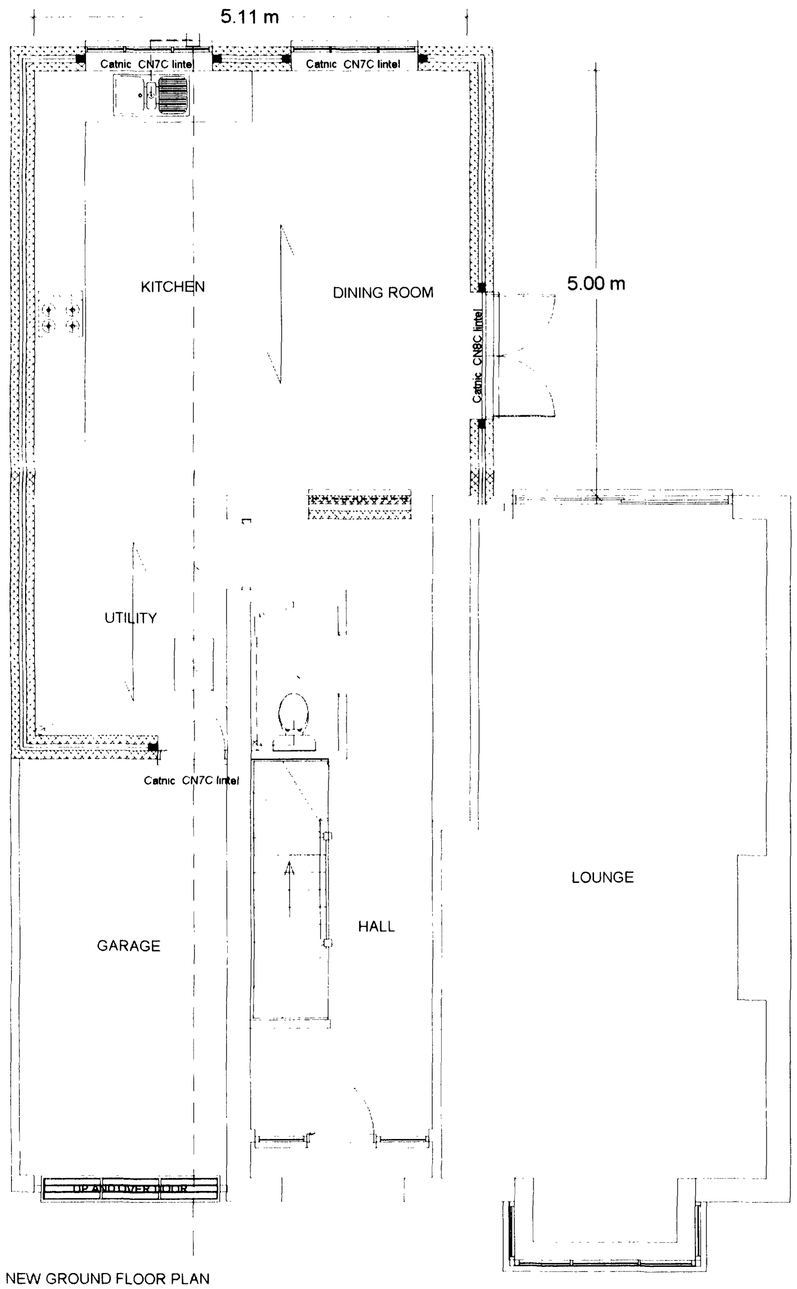

NEW GROUND FLOOR PLAN

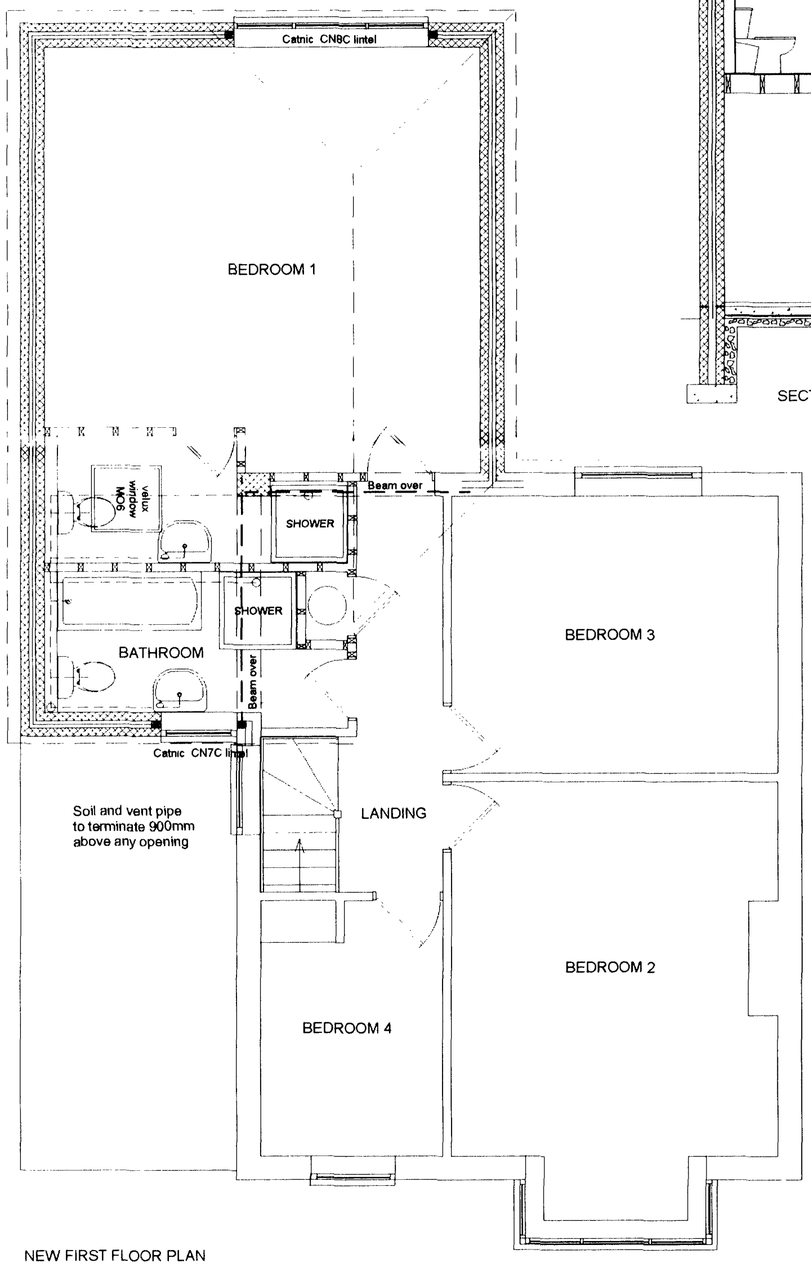

NEW FIRST FLOOR PLAN

Smoke alarms, mains operated and interconnected, to be fitted to ground floor hall and landings. Bulding Regulation B 7.10.

PLASTERING
Ceilings to be boarded with 12.5mm plasterboard and skimmed with plaster Internal walls to receive 13mm Carlite plaster. 12.5 Fireline plasterboard fire protetion to all stees beams.

GLAZING Building Regulations F1 Table 11.1 Ventiation, N1 Glazing.
Windows and doors to be double glazed with 16 mm separation low emissive glass to give maximum 2.U-Value. New windows ventilation not less than 1/20 of room floor area and fitted with a minimum 8000mm2 trickle ventilator to habitable rooms, all other rooms 4000mm2. All new external doors and joining windows to be glazed in safety glass in an area 1500mm high from bottom of glass and extend 300mm either side of door frame opening.
All internal glass doors and screens to be in safety glass.
All to BS6206 and supplied by FENSA approvrd installer

PASSAGE OF SOUND Building Regulation E Resistance to passage of sound. Stud partition walls to include sound insulation to regulation E2 with 75mm minimum distance between 12mm plaster board linings. 25mm wool batts or quilt, minimum density 10 kg/m, suspended in cavity Solid block walls type C minimum mass per unit area, excluding finish, 120 kg/m2 Sound insulation to first floor to be mineral wool a minimum 100mm thick, minimum density 10kg /m3 laid between joist

INSULATION SCHEDULE

Ground floors Concrete slab P/A = .86 = 80mm TB3080 Celotex = 0.22 W/m2K, Celotex Tbreak TB3000 between screed/concrete and outside walls.

Cavity walls 90mm brick outside skin 100mm Toplight GTI inside skin 45mm CW3045 Celotex = 0.3 W/m2K.

Pitched roof ceilings 75mm GA3075 Celotex between rafters plus 55mm GA3055 Celotex underside of rafter = 0.2 W/m2K, leaving minimum 50mm gap between insulation and underside of tile battens and felt.

(BMK 120 9.2 (BMK 1/20 9.2

Do not scale from drawings (excepting Local Authorities)
All dimensions to be checked on site

All work to comply with Building Regulations, British Standards, manufacturer's instructions /specifications and engineer's calculations at all times. Construction must also comply with all safety at work regulations.Additional work may be requested by the building inspector as work proceeds to ensure the new building complies with all building regulations.

No.	Change	Date	Init.

BKM PLANS
architectural
plans and
drawing
service

Title:
Mrs S Simpson
78 Parkside
Shoreham By Sea BN43 6AH

Scale:	1:50
Date:	10th October 2007
Drawn by:	

Drawing 1 / 3

All drawings are copyright of BKM architectural plans and drawings service and may not be reproduced without prior permissions