ADUR DISTRICT COUNCIL

Adur District Council

Town and Country Planning Act 1990

Office use
App ADC1666007
Date Rc: 29 OCT 2007
Fee: 135

Householder's planning application form

Use this form to apply for planning permission to extend or alter your house or flat, to build a garage or other structure on your property or to create access for a vehicle onto a classified road (please read note 9).

Please read the notes before you fill in this form.

1 Please give the address of the property to be altered or extended.

78 THE DRIVE SHOREHAM

2 Type of property (please tick)

Detached House	☑	Terraced House	☐	Other (please give details)	☐
Semi-detached House	☐	Flat	☐		

3 Please describe the development you are applying for.

PITCH ROOF TO EX. EXTENSION

4 Applicant (in block capitals)

Full name :	MR CREAL
Address (including postcode):	
	78 THE DRIVE
	SHOREHAM
Phone Number:	
Home:	
Work:	
Extension:	
Fax Number:	

Agent (if any)

Full name :	BARRVELL Ltd
Address (including postcode):	
	153 SOUTH STREET
	LANCING
	BN15 8BD
Phone Number:	
Home:	
Work:	01903 751927
Extension:	
Fax Number:	

5 Please enclose four copies of this form and four sets of plans.
Please number

	Plan number	Scale
Location plan	Brar 107/080	1:1250
Block plan	"	1:500
Floor plan	"	1:50
Elevations	"	1:100
Other		

6 Will the development involve cutting down any trees? Yes ☐ No ☑
If "Yes", please show these clearly on the block plan.

7 Will the development (including any new or altered access affect a public footpath or any other public right of way? Yes ☐ No ☑

8 Does this application require a fee? (See note 3) Yes ☑ No ☐

If "No", please tick the option that applies (See note 3) A ☐ B ☐ C ☐

If "Yes", please state the fee enclosed (See note 4) £ 135

Signature: [redacted] Date: 12TH Oct 07

Please print [redacted]: S. BARRETT

Certificate under Article 7 of the Town and Country Planning (General Development Procedure) Order 1995

If anyone else owns the land or part of it, you must fill in Certificate B, which you can get from the Planning Section. You must also tell the owner of the land about this application by serving a notice on them. If you own all of the land, you must fill in Certificate A below.

Certificate A

I confirm that:

- Nobody except the applicant was an owner of any part of the land involved at the beginning of the period of 21 days before the date of this application; and
- none of the land this application relates to is an agricultural holding or part of an agricultural holding.

Signature: [redacted] Date: 12-10-07

Please print you[redacted]: S. Barrett

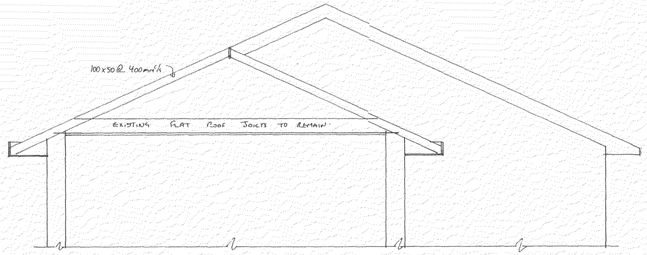

SECTION A-A 1:50



SIDE ELEVATION 1:100

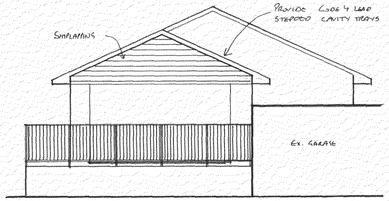

FRONT ELEVATION 1:100

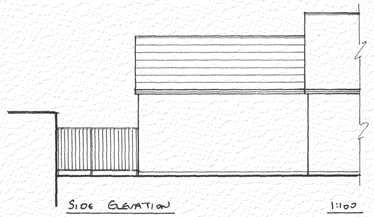

SIDE ELEVATION 1:100

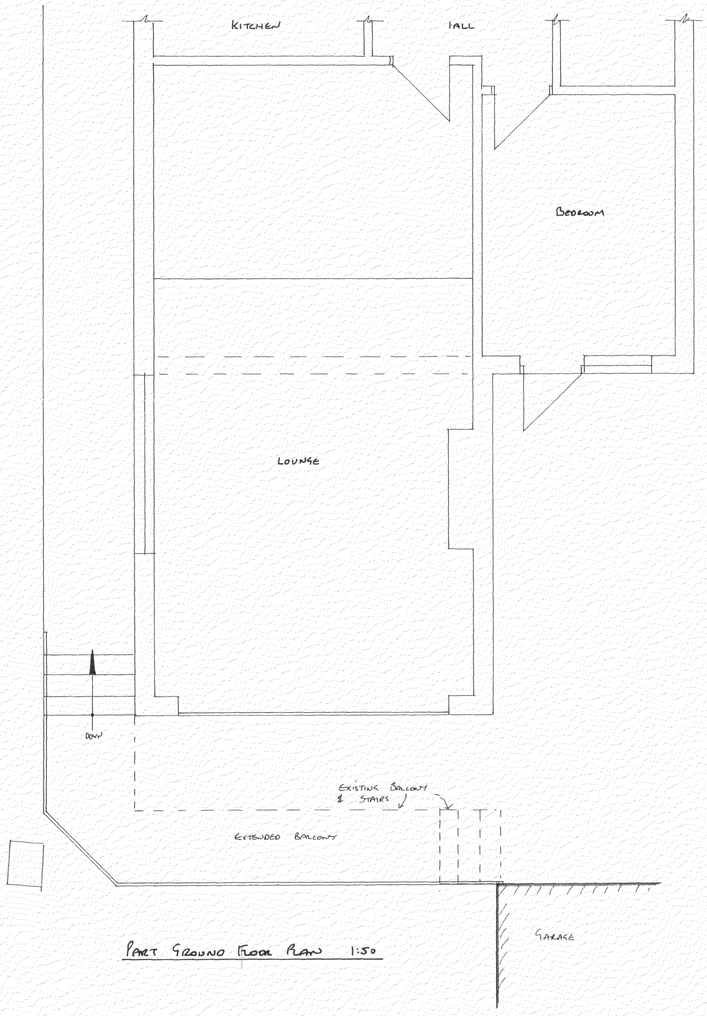

PART GROUND FLOOR PLAN 1:50

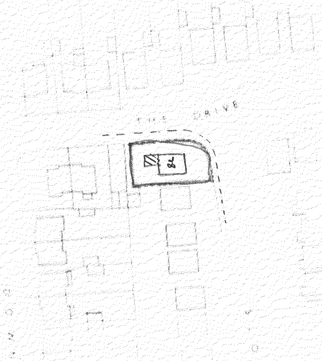

LOCATION PLAN 1:1250

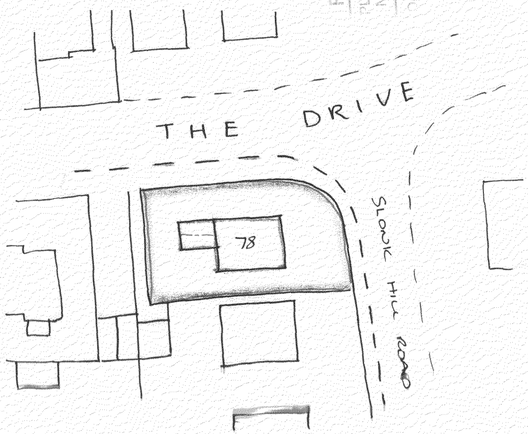

BLOCK PLAN 1:500

Miscellaneous

Building Regulation Notes
Scales 1:100 1:50

THIS DRAWING IS TO BE READ IN CONJUNCTION WITH STRUCTURAL ENGINEERS CALCULATIONS AND RECOMMENDATIONS.

Careful inspection is to be carried out prior to the removal of any structural elements to ensure proper and adequate support is provided and maintained by new works.
All building work is to be carried out in accordance with all current Building Regulations and Codes of Practise in force at this time. Any parts of the structure covered over or inaccessible have not been iinspected and no responsibility is accepted for these areas including underground.
Any discrepancies found with this drawing should be reported to the client prior to works continuing.
No work to encroach over the boundary of the neighbours property.
All electrics, heating, plumbing and decorations to be altered / extended all to client's choice.
These construction notes are for the purposes of Buildings Regulation approval only and do not represent a detailed specification.
All lengths of proposed beams to be measured on site prior to ordering, to verify structural engineer's dimensions.
The property owner is reminded of the requirement to serve a Party Structure Notice on any adjoining owner should they need to do so under the requirements of the Party Wall Act 1996.
New dwellings are to be provided with a SAP rating upon completion of the work, prior to occupation.
Measurements to be checked prior to manufacture.
All measurements for stairs including headroom to new and existing to be checked before building works commence. Any discrepancies to be reported to client and architect.
Measurements shown on plan may differ once job is completed.
All works started before Building Regulation approval are carried out at the owners own risk.
No responsibility is accepted for furniture that doesn't fiit into rooms.
The owner is ask to notify architect if building is built prrior to 1937 and has shared drainage, as these drains may be deemed vested sewers and belong to Southern Water.

FOUNDATIONS

All foundations taking additional loads are to be exposed and checked for adequacy and suitability for ground conditions prior to commencement of works.
All existing lintels taking additional load are to be exposed and checked for adequacy on commencement of work and replaced if necessary.

PITCHED ROOF

TIMBER ROOF STRUCTURES TO BE FIXED IN ACCORDANCE WITH BS CODES OF practice no CP3 and CP112.
Tiles to match existing on 25 x 38mm sw treated battens on type 1F sarking felt to BS747 on C16 grade rafters at max 400mm centres fixed to existing wall plate .Fascia to match existing with soffit of 'Masterboard' fitted with continuous 25mm ventilation strip.
Rafters to be restrained to gable walls with 1000 x 30 x 5mm mild steel straps at 1.2m centres screw fixed securely.
Provide code 4 lead stepped cavity tray and cover flashiing at junction of pitch roof and existing cavity walling.

GABLE

Gable to be constructed of 100 x 50mm studding at 400mm centres. Studding to be lined externally with shiplapping on 38 x 19mm battens and breather paper (Sisalkraft) on 12.5mm sheathing ply .

ELECTRICS

All Electrical works required to meet the requirements of part P (Electrical safety) must be designed, installed, inspected and tested by a person competent to do so. A certificate to BS7671 must be provided at completion of works.

PLANNING DIVISION
PLAN No. PROC/0660/0
DATE 29 OCT 2007

BARRVELL LTD
ARCHITECTURAL &
PARTY WALL SERVICES
153, South Street, Lancing,
West Sussex BN15 8BD
01903 751927
e-mail: barrvell@yahoo.co.uk

Drawing Title
78 THE DRIVE SHOREHAM
NEW PITCH ROOF TO EXISTING
EXTENSION

Scale: 1:50 1:100

Date: SEPT 07 Drawn by: SB

MR CREAL

Drg No. BAR/07/080 Rev.