Ground Floor

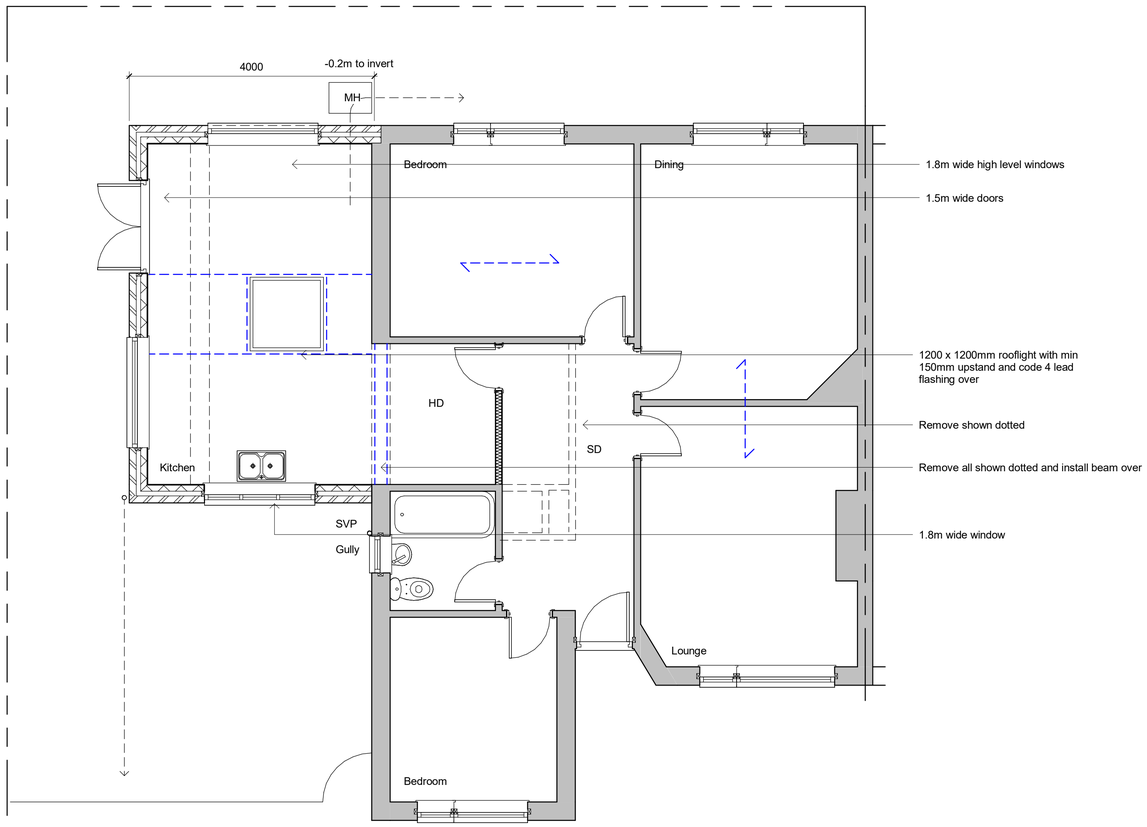



Site Plan 1:1250

Site Plan 1:500

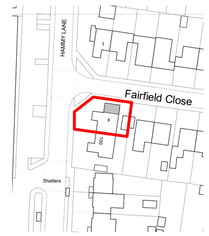

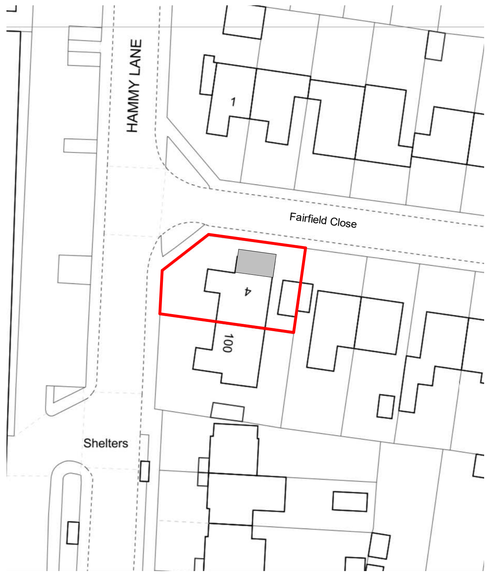

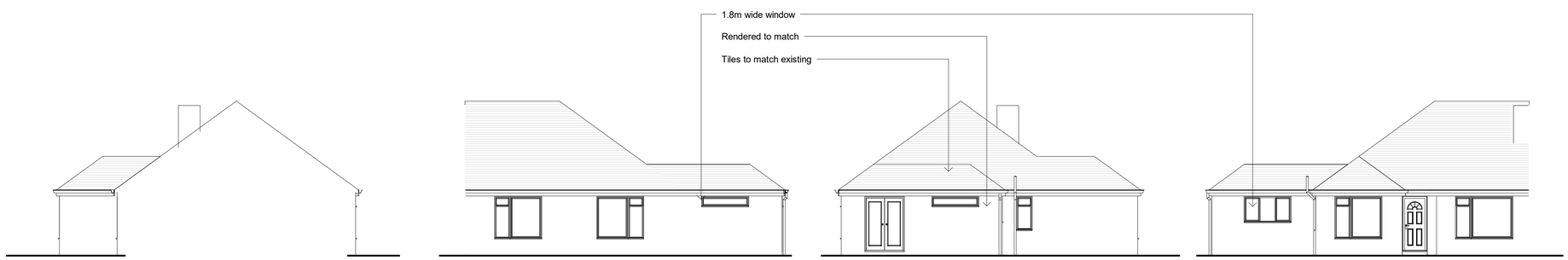

Side Elevation - South

Rear Elevation - East

Side Elevation - North

Front Elevation - West

Revisions

0.5 0 0.5 1 1.5 2 2.5
SCALE 1: 50 m

1 0 1 2 3 4 5
SCALE 1: 100 m

5 0 5 10 15 20 25
SCALE 1: 500 m

10 0 10 20 30 40 50
SCALE 1: 1250 m

Materials

Drawing Number	2023/166	Sheet	1 of 1
Size	A1	Scale	1:50, 1:100, 1:500, 1:1250

Project

Proposed details
October 2023

Job Title

4 Fairfield Close
Shoreham-by-Sea
West Sussex
BN43 6BH

Do Not scale from this drawing except for planning as photocopies will be subject to distortion
Drawings to be read in conjunction with all other Designers and structural engineers contract drawings and specifications: Any discrepancies must be brought to the attention of the Designer immediatialy.
The contractor must verify all dimensions by site measurement before ordering materials or manufacturing components
Substitute materials and products to those named will be acceptable if proven to be of equal or higher performance and not in conflict with other elements

M.J.Humphrey Ltd

RICS cabe chartered association of building engineers

Mel Humphrey MRICS, MBEng
9 Aldsworth Avenue
Goring By Sea
West Sussex
BN12 4XQ

Mel@mjhumphrey.co.uk
07701055182

Adam Humphrey
4 Thalassa Road
Worthing
West Sussex
BN11 2HH

Adam@mjhumphrey.co.uk
07812419142