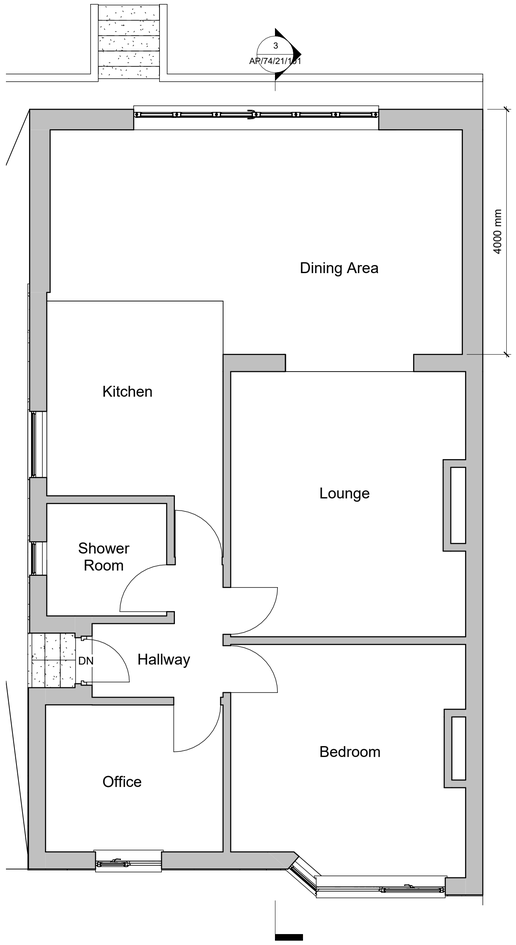

1 Ground Floor
1 : 50

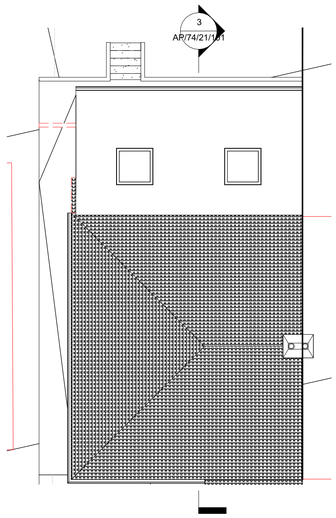

4 Roof Plan
1 : 100

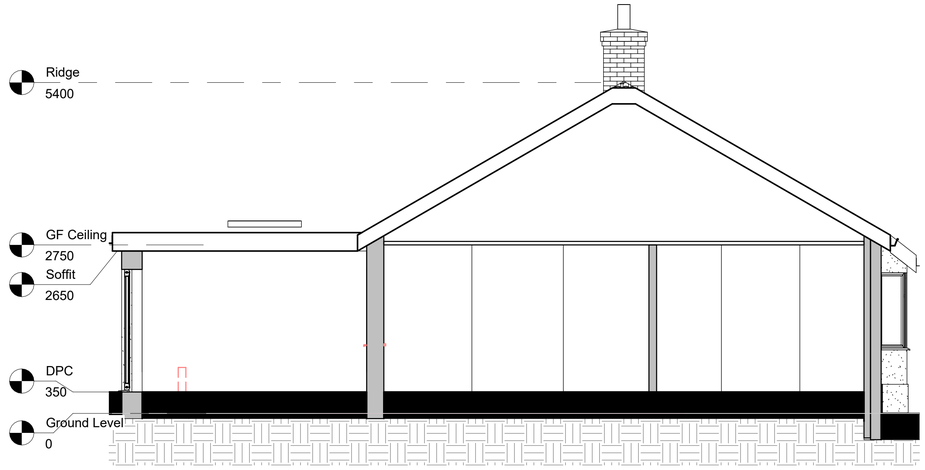

3 Section A-A
1 : 50

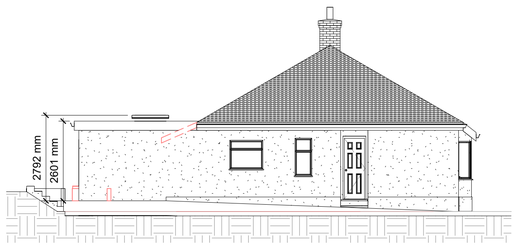

7 Side Elevation.
1 : 100

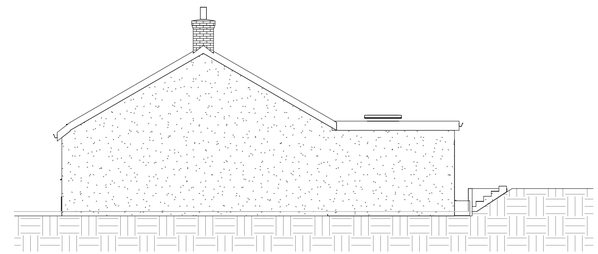

8 Side Elevation
1 : 100

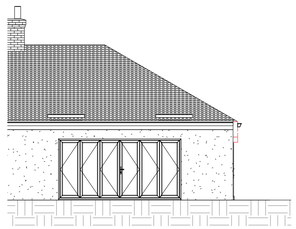

5 Rear Elevation
1 : 100

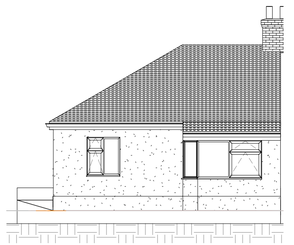

6 Front Elevation
1 : 100



VISUAL SCALE 1:50 @ A1



VISUAL SCALE 1:100 @ A1

All dimension to be verified on site, any discrepencies to be reported to Designer prior to setting out or ordering of any materials.

This drawing has been produced for the specific client and project identified below and is not intended for use by any other person or for any other purpose.

This drawing is protected under The Copyright, Designs and Patents Act 1988.

Revisions

Client

Mr J Huxtable

Project Address

74 Busticle Lane,
Sompting,
BN15 0DL

Project

Single Storey Rear Extension

Drawing Title

Proposed Plans & Elevations

Drawing number	Rev
AP/74/21/101	B

Scale:	Paper Size:
As indicated	A1