Rainfall Details

Rainfall Model	FSR	Winter Storms	Yes
Return Period (years)	100	Cv (Summer)	0.750
Region	England and Wales	Cv (Winter)	0.840
M5-60 (mm)	19.700	Shortest Storm (mins)	15
Ratio R	0.350	Longest Storm (mins)	10080
Summer Storms	Yes	Climate Change %	+40

Time Area Diagram

Total Area (ha) 0.014

Time From:	(mins) To:	Area (ha)	Time From:	(mins) To:	Area (ha)	Time From:	(mins) To:	Area (ha)
0	4	0.005	4	8	0.005	8	12	0.005

©1982-2018 Innovyze

Model Details

Storage is Online Cover Level (m) 5.150

Cellular Storage Structure

Invert Level (m)	4.350
Infiltration Coefficient Base (m/hr)	111.60000
Infiltration Coefficient Side (m/hr)	111.60000
Safety Factor	4.0
Porosity	0.95

Depth (m)	Area (m²)	Inf. Area (m²)	Depth (m)	Area (m²)	Inf. Area (m²)
0.000	1.0	1.0	0.401	0.0	1.0
0.400	1.0	1.0			

©1982-2018 Innovyze

Summary of Results for 100 year Return Period (+40%)

Half Drain Time : 0 minutes.

Storm Event	Max Level (m)	Max Depth (m)	Max Infiltration (l/s)	Max Volume (m³)	Status
15 min Summer	4.379	0.029	4.5	0.0	O K
30 min Summer	4.381	0.031	4.8	0.0	O K
60 min Summer	4.378	0.028	4.4	0.0	O K
120 min Summer	4.372	0.022	3.4	0.0	O K
180 min Summer	4.368	0.018	2.8	0.0	O K
240 min Summer	4.364	0.014	2.2	0.0	O K
360 min Summer	4.361	0.011	1.7	0.0	O K
480 min Summer	4.359	0.009	1.4	0.0	O K
600 min Summer	4.358	0.008	1.2	0.0	O K
720 min Summer	4.357	0.007	1.1	0.0	O K
960 min Summer	4.356	0.006	0.9	0.0	O K
1440 min Summer	4.354	0.004	0.7	0.0	O K
2160 min Summer	4.353	0.003	0.5	0.0	O K
2880 min Summer	4.352	0.002	0.3	0.0	O K
4320 min Summer	4.352	0.002	0.3	0.0	O K
5760 min Summer	4.351	0.001	0.2	0.0	O K
7200 min Summer	4.351	0.001	0.2	0.0	O K
8640 min Summer	4.351	0.001	0.2	0.0	O K
10080 min Summer	4.351	0.001	0.1	0.0	O K
15 min Winter	4.382	0.032	5.0	0.0	O K

Storm Event	Rain (mm/hr)	Flooded Volume (m³)	Time-Peak (mins)
15 min Summer	129.682	0.0	13
30 min Summer	87.133	0.0	22
60 min Summer	55.837	0.0	38
120 min Summer	34.509	0.0	70
180 min Summer	25.637	0.0	98
240 min Summer	20.604	0.0	122
360 min Summer	15.169	0.0	192
480 min Summer	12.185	0.0	226
600 min Summer	10.272	0.0	306
720 min Summer	8.930	0.0	348
960 min Summer	7.152	0.0	490
1440 min Summer	5.221	0.0	716
2160 min Summer	3.803	0.0	1100
2880 min Summer	3.033	0.0	1308
4320 min Summer	2.201	0.0	2052
5760 min Summer	1.751	0.0	2600
7200 min Summer	1.466	0.0	3688
8640 min Summer	1.270	0.0	4528
10080 min Summer	1.124	0.0	6344
15 min Winter	129.682	0.0	13

©1982-2018 Innovyze

Summary of Results for 100 year Return Period (+40%)

Storm Event	Max Level (m)	Max Depth (m)	Max Infiltration (l/s)	Max Volume (m³)	Status
30 min Winter	4.383	0.033	5.2	0.0	O K
60 min Winter	4.377	0.027	4.1	0.0	O K
120 min Winter	4.368	0.018	2.8	0.0	O K
180 min Winter	4.364	0.014	2.2	0.0	O K
240 min Winter	4.361	0.011	1.7	0.0	O K
360 min Winter	4.358	0.008	1.3	0.0	O K
480 min Winter	4.357	0.007	1.1	0.0	O K
600 min Winter	4.356	0.006	1.0	0.0	O K
720 min Winter	4.356	0.006	0.9	0.0	O K
960 min Winter	4.355	0.005	0.7	0.0	O K
1440 min Winter	4.353	0.003	0.5	0.0	O K
2160 min Winter	4.352	0.002	0.3	0.0	O K
2880 min Winter	4.352	0.002	0.3	0.0	O K
4320 min Winter	4.351	0.001	0.2	0.0	O K
5760 min Winter	4.351	0.001	0.2	0.0	O K
7200 min Winter	4.351	0.001	0.1	0.0	O K
8640 min Winter	4.351	0.001	0.1	0.0	O K
10080 min Winter	4.351	0.001	0.1	0.0	O K

Storm Event	Rain (mm/hr)	Flooded Volume (m³)	Time-Peak (mins)
30 min Winter	87.133	0.0	21
60 min Winter	55.837	0.0	36
120 min Winter	34.509	0.0	64
180 min Winter	25.637	0.0	96
240 min Winter	20.604	0.0	124
360 min Winter	15.169	0.0	178
480 min Winter	12.185	0.0	234
600 min Winter	10.272	0.0	310
720 min Winter	8.930	0.0	338
960 min Winter	7.152	0.0	490
1440 min Winter	5.221	0.0	782
2160 min Winter	3.803	0.0	896
2880 min Winter	3.033	0.0	1356
4320 min Winter	2.201	0.0	2644
5760 min Winter	1.751	0.0	3320
7200 min Winter	1.466	0.0	5072
8640 min Winter	1.270	0.0	5712
10080 min Winter	1.124	0.0	5752

©1982-2018 Innovyze

Event: 30 min Winter

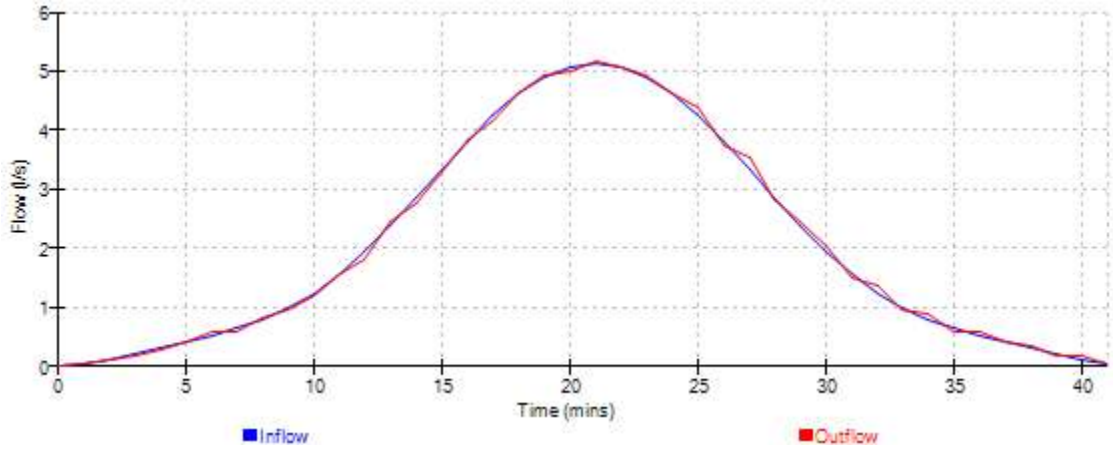

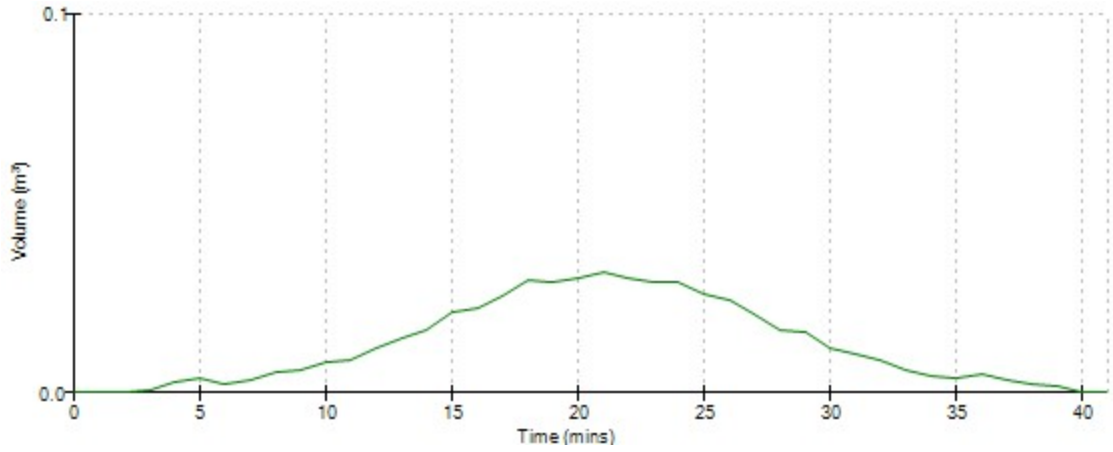

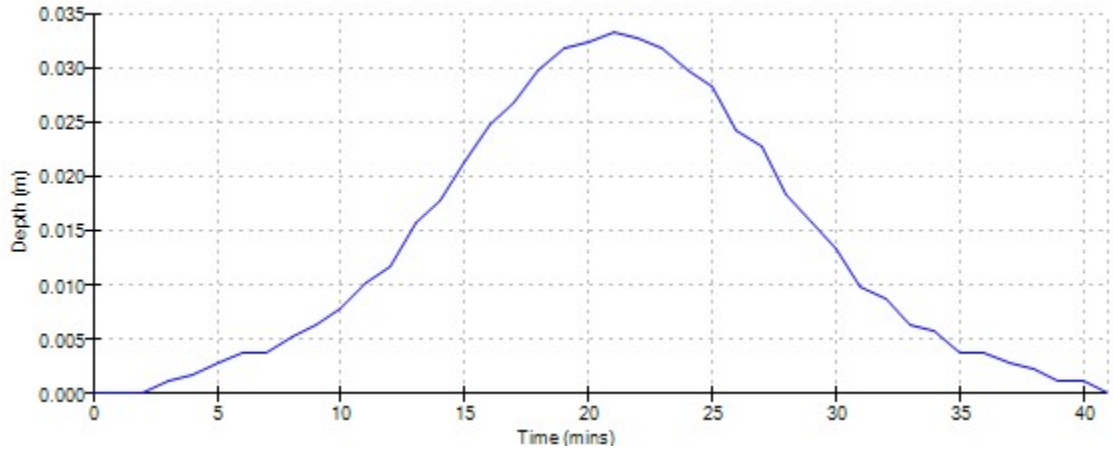

©1982-2018 Innovyze