

EXISTING SIDE ELEVATION (W)

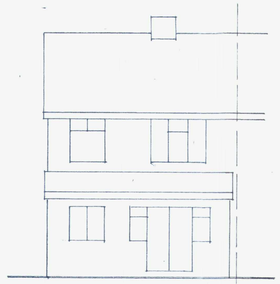

EXISTING REAR ELEVATION

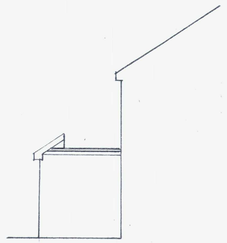

EXISTING SIDE ELEVATION (E)



PROPOSED SIDE ELEVATION (W)



PROPOSED REAR ELEVATION

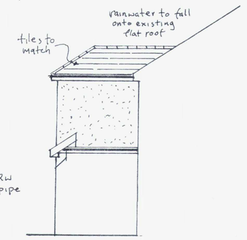

PROPOSED SIDE ELEVATION (E)

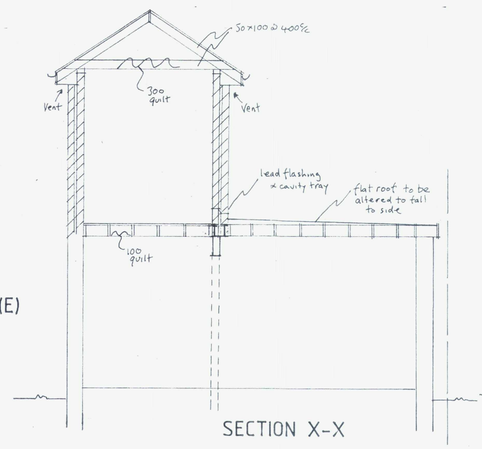

SECTION X-X

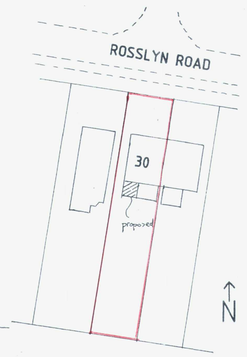

BLOCK PLAN Scale 1:500



LOCATION PLAN Scale 1:1250

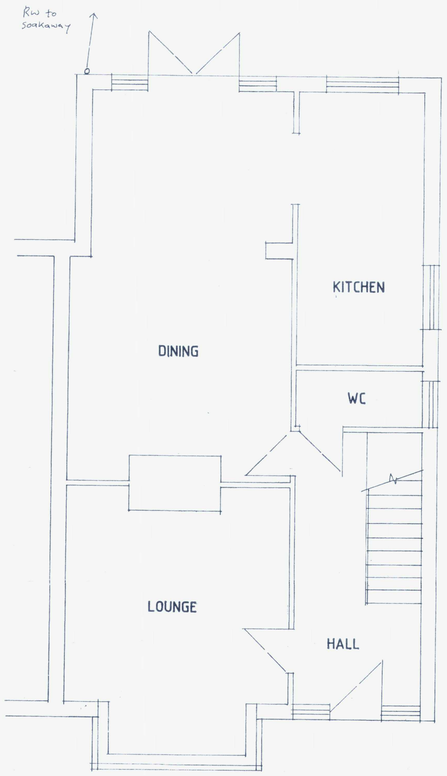

GROUND FLOOR PLAN

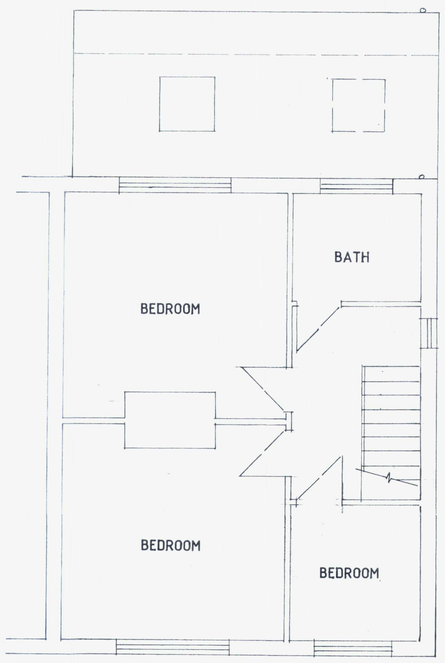

EXISTING FIRST FLOOR PLAN

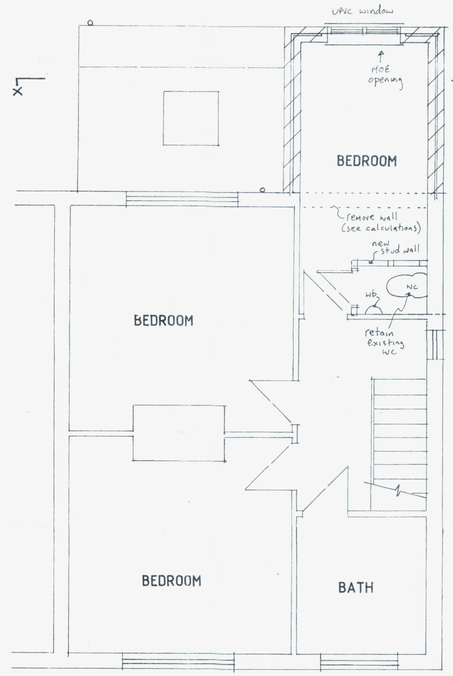

PROPOSED FIRST FLOOR PLAN

External Walls

Cavity walls comprising matching rendered block outer leaf with min 85mm cavity filled with 85mm Dritherm or Rockwool. Inner leaf 100mm Thermalite "Turbo" or equal and approved blockwork min 3.5 N/mm². All walls constructed using 1:1:6 mortar or 1:5 masonry cement mortar. Finished with 12.5mm plasterboard on dabs and set finish internally. Providing a U value of 0.28W/m²K.
Horizontal strip polymer (hyload) damp proof course in each leaf of new walls min 150mm above adjacent ground level in external leaf. DPC to be lapped with existing wall DPC and with floor DPM. Ensure that at all openings no cold bridging occurs by using a proprietary system such as Thermabate Closers, or similar approved. Windows are to overlap insulated cavity closers by a minimum of 30mm.
New walls to be bonded to existing using British Board of Agrément certificated stainless steel wall profiles.
Blockwork below ground level to be Class A dense concrete or alternatively semi engineering brickwork. Cavities below ground level to be filled with lean mix concrete up to ground level and min 225mm below damp proof course.
Where drains pass through external walls provide 65mm deep x thickness of wall prestressed concrete lintel over in each leaf of wall.
Minimum cover over drains to be 50mm clear. Mask opening with sheet material to prevent entry of fill or vermin.
All walls constructed with stainless steel double triangle wall ties built in at 450mm centres vertically and 750mm centres horizontally in staggered rows. Doubled up at corners and reveals. Cavities closed at eaves level with slate and to be continuous.
All external walls running parallel to roof to be restrained at roof level using 1000 x 30 x 5mm galvanised mild steel horizontal restraint straps built into walls at max 1200 centres and screw fixed to joists.
The building fabric will be constructed so that there are no reasonably avoidable thermal bridges in the insulation layers caused by gaps within the various elements, at the joints between elements and at the edges of elements such as those around window and door openings. Reasonable provision to be made to reduce unwanted air leakage through the new envelope parts.
NEW BRICK / BLOCK WALLS TO BE PROVIDED WITH MOVEMENT JOINTS AS REQUIRED BY THE BRICK / BLOCK MANUFACTURER.

Ventilation

All new windows to be double glazed timber or UPVC with 16mm air gap and a soft low-E coating, windows to provide openable ventilation area of not less than 1/20th of the floor area of the rooms which they serve, all fitted with a minimum 8000mm² trickle ventilator. Providing a U value of 1.6W/m²K.
WCs, bathroom and shower room to be provided with mechanical ventilation giving a rate of 15 litres per second, ducted to external air with 15 minute overrun and worked off light switch.

Pitched Roof

Tiles to match existing on 25 x 38mm sw treated battens on breathable type sarking felt to BS747 on SC3 grade rafters at max 400mm centres. 100 x 50mm wall plate strapped to walls at 2000mm centres using 30 x 5mm mild steel straps. Fascia to match existing with soffit fitted with continuous 25mm vent and fly-proof screen.
All skeilings to be insulated with 90mm Celotex tuff-R GA3000 insulation between rafters, and 50mm Celotex tuff-R GA3000 insulation fixed to underside of rafters between 50x50mm cross battens. Ceiling lined with 1000 gauge polythene and 12.5mm plasterboard with set finish. Providing a U value of 0.18 W/m²K.

Flat Roof

Flat roof covered with 3 layer built up felt to BS747 finished with 12.5mm white stone chippings bedded in bitumen. All felt work and detailing to be in accordance with CP144. 18mm WBP plywood decking on sw firrings to give min 1 in 40 fall.

Beams and Lintels

Catnic or similar approved lintels to be used over door and window openings with min 150mm bearings. All voids within lintels to be filled with 150mm fibreglass. Steel beams to be encased to provide ½ hour fire protection with encasing in 2 layers of 12.5mm plasterboard fixed to wooden cradles with Gypsum plaster finish; wire bound with 1.6mm wire at 100mm centres.

Foul Water Drainage

All fittings to be provided with trapped waste pipes as follows:
Shower / Bath - 40mm diameter
Wash hand basin - 32mm diameter
WC - 100mm diameter
All traps to be 75mm deep seal & all waste pipes are to be fitted with rodding access on tight bends. Common wastes or runs in excess of 1.7m long are to be fitted with anti-syphonic traps.
Soil and vent pipe or stub stack within the building to be fitted with a "Durgo" air admittance valve. This valve to be situated above the overflow of the highest appliance.
New inspection chambers/manholes to be proprietary plastic mouldings supplied by "Osma" or similar approved. Installed strictly in accordance with manufacturer's instructions.
All drains to be 100mm dia UPVC pipes laid and surrounded in pea beach to fall 1 in 40, provide concrete cover where invert is less than 450m.

Surface Water Drainage

Rainwater to 100m half round PVC gutter laid to falls to the 65mm downpipes as shown to discharge to soakaway.
New soakaway min 5m away from any building to be 1m³ below invert of drain, to be hollow ring construction. Drain to be 100 dia UPVC lain to min fall of 1 in 40, bedded and surrounded in pea beach.

Heating

Heating to be controlled by room thermostat in living room and thermostatic radiator valve.

Electrical Works

All electrical work required to meet the requirements of Part P (Electrical Safety) must be designed, installed, inspected and tested by a person competent to do so.
Prior to completion the council or approved inspector should be satisfied that Part P has been complied with. This may require an appropriate BS 7671 electrical installation certificate to be issued for the work by a person competent to do so.
Please be advised that problems may occur when fitting down lighters. The areas of concern relate to fire prevention, sound insulation and thermal insulation. Advice should be taken from the Building Control Officer to prevent incorrect installation.
Provide energy efficient light fittings to 75% of new locations with a luminous efficacy greater than 45 lamp lumens per circuit watt.

Water Supply

A wholesome supply of mains water (drinking quality) to be provided to: Drinking water taps, washbasins, baths, showers, bidets, sinks, and toilets. In accordance with the requirements of the Water Supply (water fittings) regulations 1999.
Suitable quality water must be supplied to flushing toilets (i.e. recycled water, grey or harvested, can be used instead of wholesome water).
The fittings to all appliances must help prevent unnecessary water consumption.
Heated wholesome water must be supplied to washbasins, bidets, baths, showers and sinks.
Hot water systems must be designed, constructed and installed to prevent both accidents during normal use and possible malfunctions.
Hot water storage vessels must be installed to prevent the temperature exceeding 100°C.
Ensure discharge from safety devices safely convey water to places that are visible.
Hot water storage systems should be designed and installed in accordance with BS 6700 + A1 2009 indirectly heated unvented (closed) storage water heater should comply with BS EN 12897: 2006.

THIS DRAWING TO BE READ IN CONJUNCTION WITH STRUCTURAL ENGINEERS CALCULATIONS AND RECOMMENDATIONS

Full Building Regulation plan approval, including the approval of any structural calculations that were the subject of a Conditional Approval, to be obtained prior to commencing any works or ordering any materials. Starting work prior to full approval is undertaken entirely at the risk of client/contractor/project manager.

All lengths of proposed beams to be measured on site prior to ordering, to verify structural engineer's dimensions.

All setting out, room sizes, headroom clearances etc. particularly to stairs to be to be checked and confirmed prior to any ordering of materials or starting any site works.

Careful inspection is to be carried out prior to the removal of any structural elements to ensure proper and adequate support is provided and maintained by new works.

All building work is to be carried out in accordance with all current building regs and codes of practice in force at this time.

Any parts of structure covered over or inaccessible have not been inspected and no responsibility is accepted for these areas including underground.

No work to encroach over the boundary of the neighbours property.

All electrics, heating, plumbing and decorations to be altered/extended all to client's choice.

These construction notes are for the purposes of Building Regulation approval only and do not represent a detailed specification.

ALL FOUNDATIONS TAKEN ADDITIONAL LOADS ARE TO BE EXPOSED AND CHECKED FOR ADEQUACY AND SUITABILITY FOR GROUND CONDITIONS PRIOR TO COMMENCEMENT OF WORKS.

All existing lintels taking additional loads are to be exposed and checked for adequacy on commencement of work and replaced if necessary.

THE PROPERTY OWNER IS REMINDED OF THE REQUIREMENT TO SERVE A PARTY STRUCTURE NOTICE ON ANY ADJOINING OWNER SHOULD THEY NEED TO DO SO UNDER THE REQUIREMENTS OF THE PARTY WALL ACT 1996.

Copyright

John Wright

12 Seamill Park Crescent
Worthing
West Sussex
BN11 2PN
Phone: 01903 205572
Mobile: 07809 205095
Email: johnforplans@yahoo.co.uk

Client: Mr. PRESTON

Job Title: 30 ROSSLYN ROAD SHOREHAM BY SEA

Drawing Title: FIRST FLOOR EXTENSION

1919/17

14 NOV 2017

Scale: 1:100 & 1:50

Date: Dec. 2017

Drawn by: JW

Drg No. JW/17/104

Rev.

1: 50 0 1 2 3 4 5 6 7 8 9 10

1: 100 0 1 2 3 4 5 6 7 8 9 10

1: 500 0 10 20 30 40 50

1: 1250 0 10 20 30 40 50 60 70 80 90 100

Paper Size A1