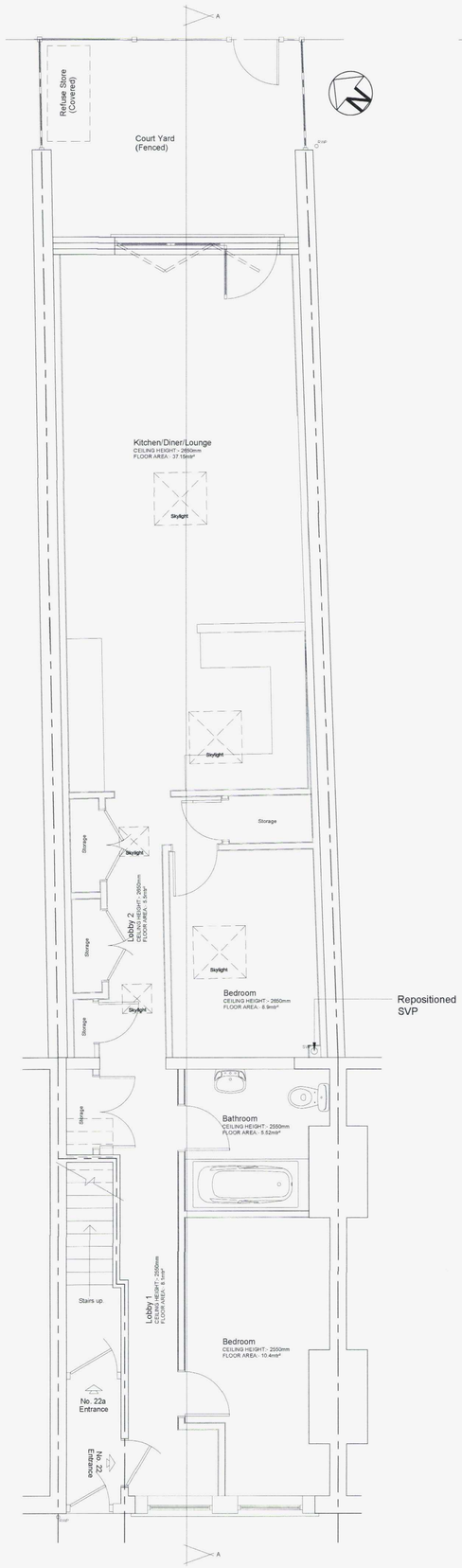

Proposed Ground Floor Plan
Scale 1:50 @A1 / 1:100@A3



Proposed Roof Plan
Scale 1:50 @A1 / 1:100@A3

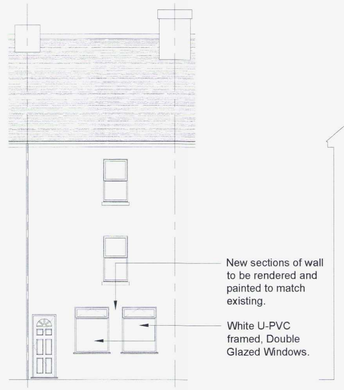

Proposed SW Elevation
Scale 1:100 @A1 / 1:200@A3



Proposed SE Elevation
Scale 1:100 @A1 / 1:200@A3



Proposed NE Elevation
Scale 1:100 @A1 / 1:200@A3



Proposed NW Elevation
Scale 1:100 @A1 / 1:200@A3



Proposed Section A-A
Scale 1:100 @A1 / 1:200@A3

1:200 Scale in Meters: 0, 5, 10, 15, 20
1:100 Scale in Meters: 0, 2.5, 5, 7.5, 10
1:50 Scale in Meters: 0, 1, 2, 3, 4, 5, 6, 7, 8, 9, 10

Notes

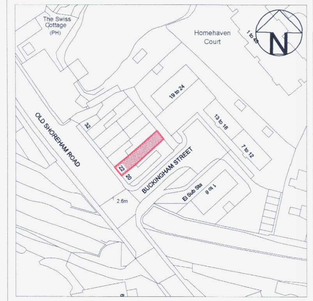

Location Plan (Existing)
Scale 1:1250 @A1 / 1:2500@A3

1:1250 Scale in Meters: 0, 25, 50, 75, 100
1:2500 Scale in Meters: 0, 50, 100, 150, 200



Site Plan (Existing)
Scale 1:500 @A1 / 1:1000@A3

1:500 Scale in Meters: 0, 10, 20, 30, 40
1:1000 Scale in Meters: 0, 25, 50, 75

Rev.	Date	Revision Detail / Comments

Amendments

RSD
Rob Shepherd Designs
MANAGING Building Plans

Client.....
Paul Craig

Project.....
22 Old Shoreham Road, Shoreham

Drawing Title.....
Proposed Plans, Elevations & Sections
AMENDMENT

DWG No..... 2016/020-02
Rev..... C
Drawn By..... RDS
Date..... 05/06/2017
Drawing Scale..... Varies @ A1/A3

Do Not Scale off Drawings
Check all Dimensions on site before all works are commenced
All Goods, Materials & Workmanship to conform with current Building Regs
© Copyright of Richley Design & Construction

Richley Design & Construction
Email; richleydesignandconstruction@sky.com Tel; 01273 682650
191b Freshfield Road, Brighton, East Sussex. BN2 9YE