FOR PLANNING PURPOSES

Number 3

Number 1

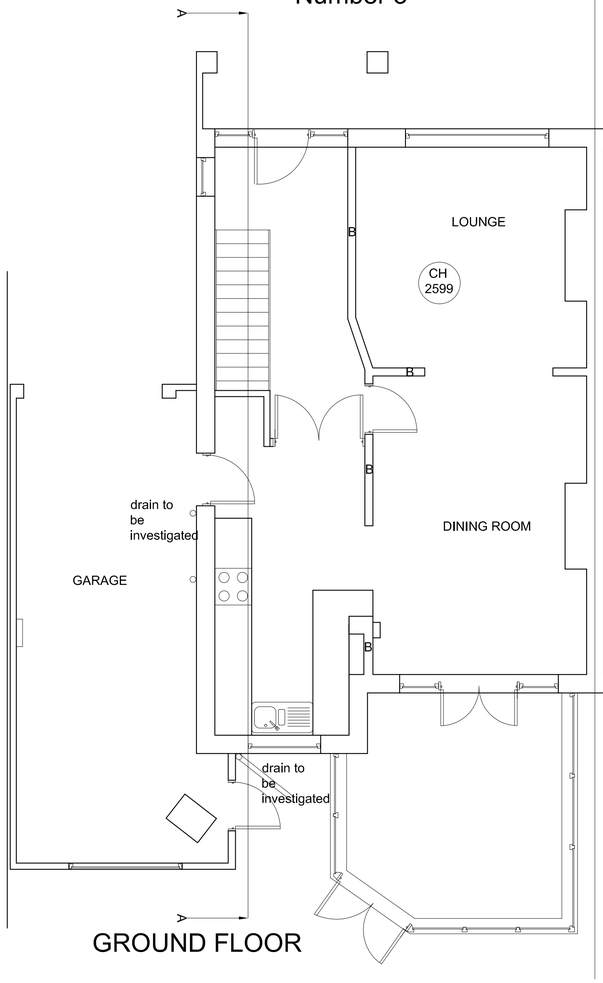

GROUND FLOOR

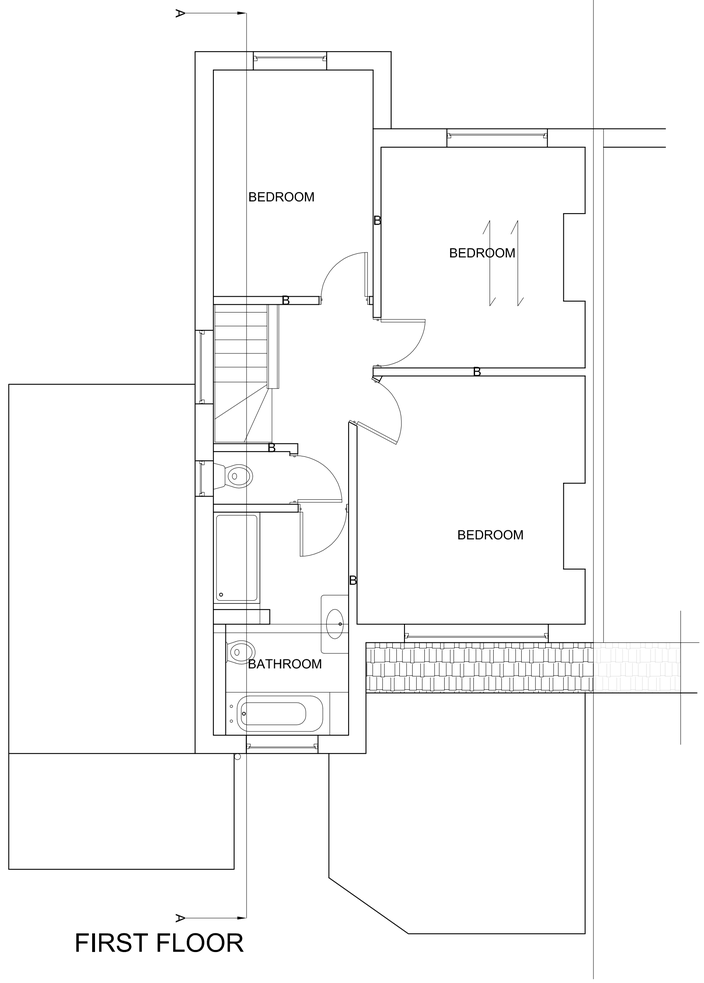

FIRST FLOOR

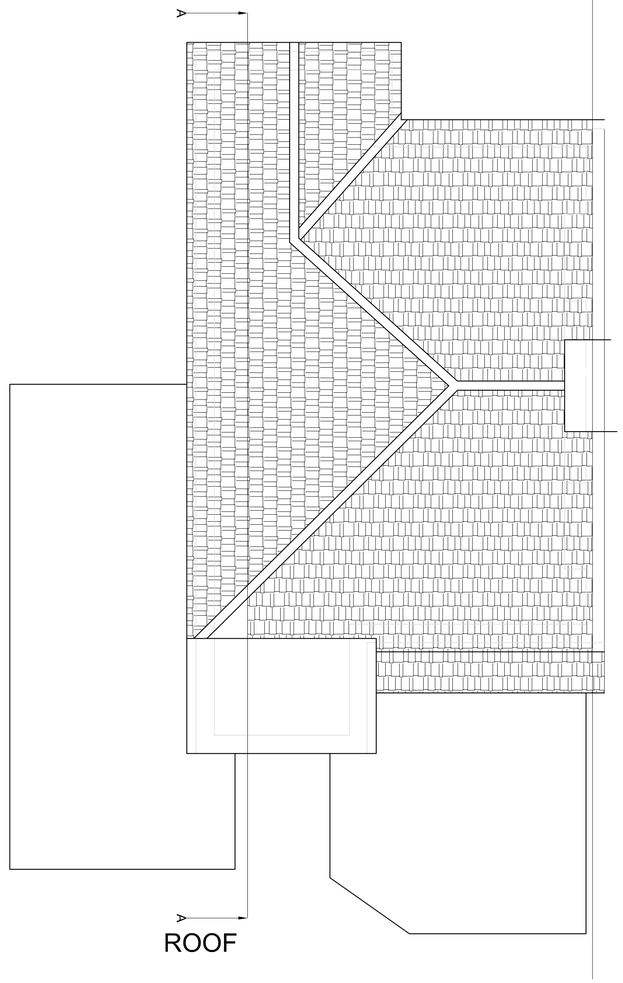

ROOF

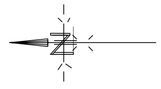

NOTES.

(i) This drawing is not to be scaled by contractors , work to figured dimensions only, confirmed on site.

(ii) This drawing is to be read in conjunction with all relevant architectural drawings, detailed specifications where applicable and all associated drawings in this series.

(iii) Any discrepancy on this drawing is to be reported immediately to the owner for clarification.

(iv) The contractor is responsible for all temporary works and for the stability of the works in progress.

(v) Copyright for all drawings/designs part or full shall remain with PN structural design in accordance with the Copyright Act 1988

Scale in Metres

0 1 2 3 4 5 6 7 8 9 10

for 1:50

© Copyright

Revision	Date
Client: Mr. and Mrs D.Cooper	
Project: 3, Gorse Avenue, Worthing, BN14 9PG	
Title: Existing ground, first floor layout and Roof	

PN structural design
PN Structural Design Ltd
E keith@pndesign.co.uk
M 07767 481463

Scales	Date	Drawn
1:50	May 2025	
Project No.	Paper Size	Dwg. No.
	A1	001