FOR PLANNING PURPOSES

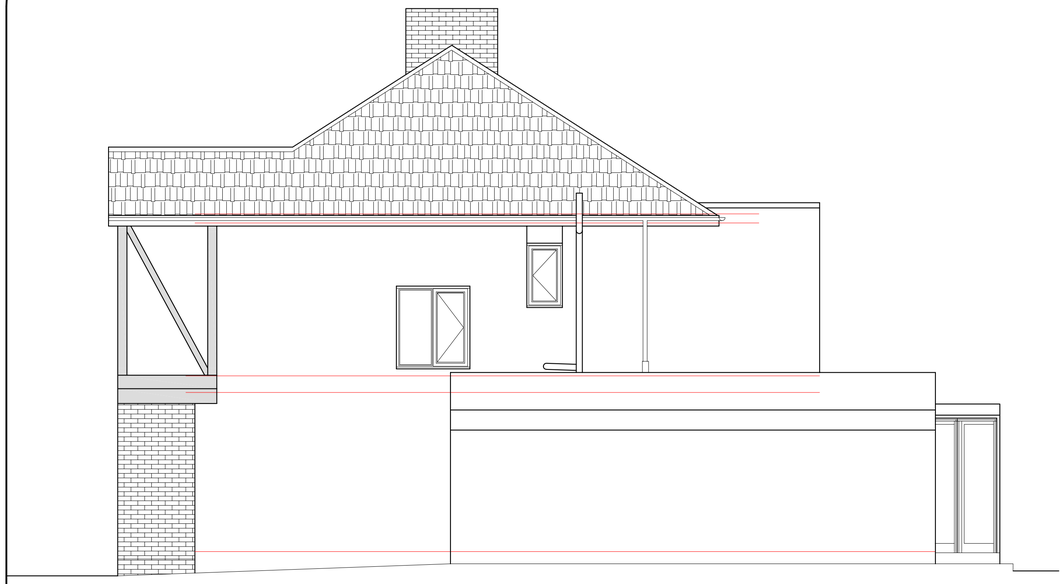

NORTH ELEVATION

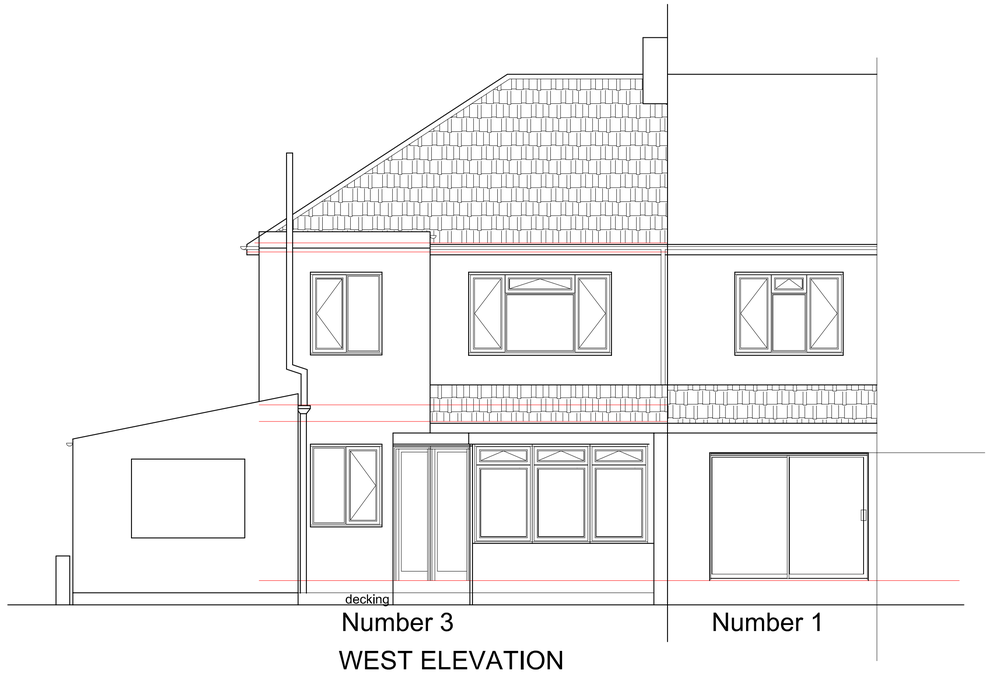

WEST ELEVATION

NOTES.

(i) This drawing is not to be scaled by contractors , work to figured dimensions only, confirmed on site.

(ii) This drawing is to be read in conjunction with all relevant architectural drawings, detailed specifications where applicable and all associated drawings in this series.

(iii) Any discrepancy on this drawing is to be reported immediately to the owner for clarification.

(iv) The contractor is responsible for all temporary works and for the stability of the works in progress.

(v) Copyright for all drawings/designs part or full shall remain with PN structural design in accordance with the Copyright Act 1988



EAST ELEVATION

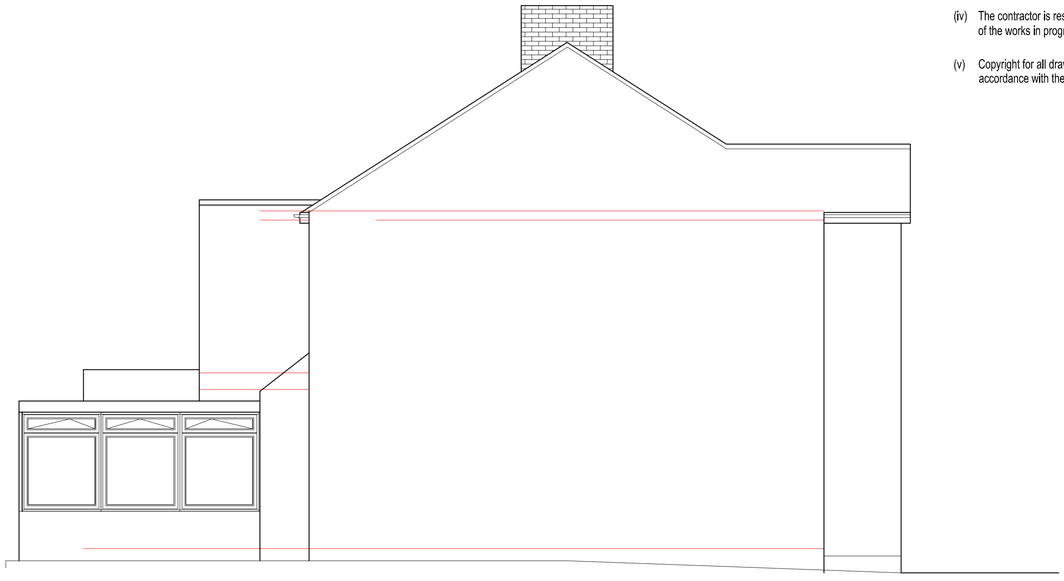

SOUTH ELEVATION

Scale in Metres

0 1 2 3 4 5 6 7 8 9 10

for 1:50

© Copyright

Revision	Date

Client: Mr. and Mrs D.Cooper

Project: 3, Gorse Avenue, Worthing. BN14 9PG

Title: Existing Elevations

PN structural design
PN Structural Design Ltd
E keith@pndesign.co.uk
M 07767 481463

Scales	Date	Drawn
1:50	May 2025	KEL
Project No.	Paper Size	Dwg. No.
	A1	002