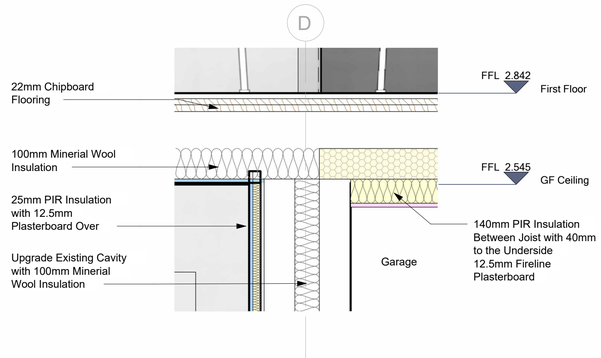

Garage Wall Junction with Intermidate Floor

1 : 10

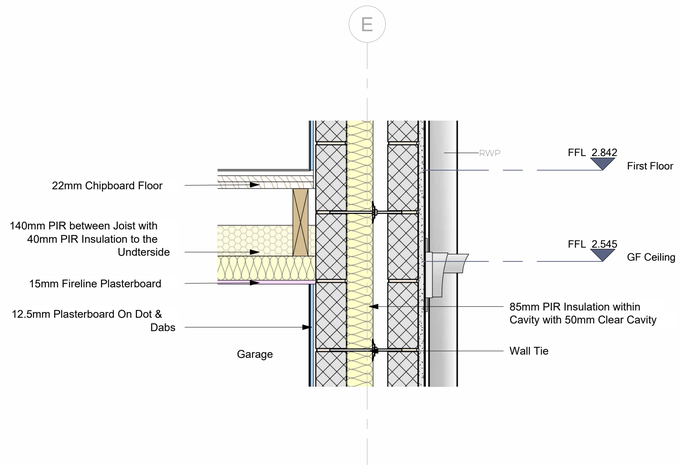

Intermidiate Floor and External Wall Detail

1 : 10

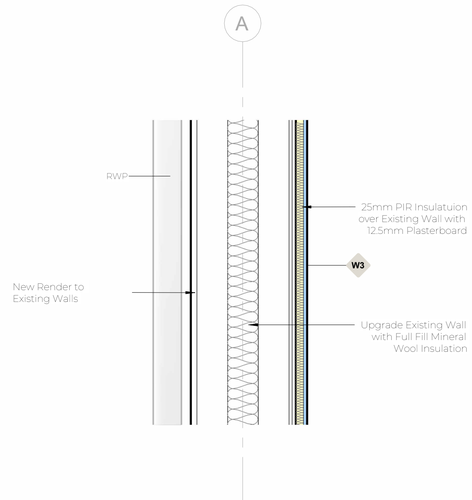

Thermal Upgrade to Existing Wall

1 : 10

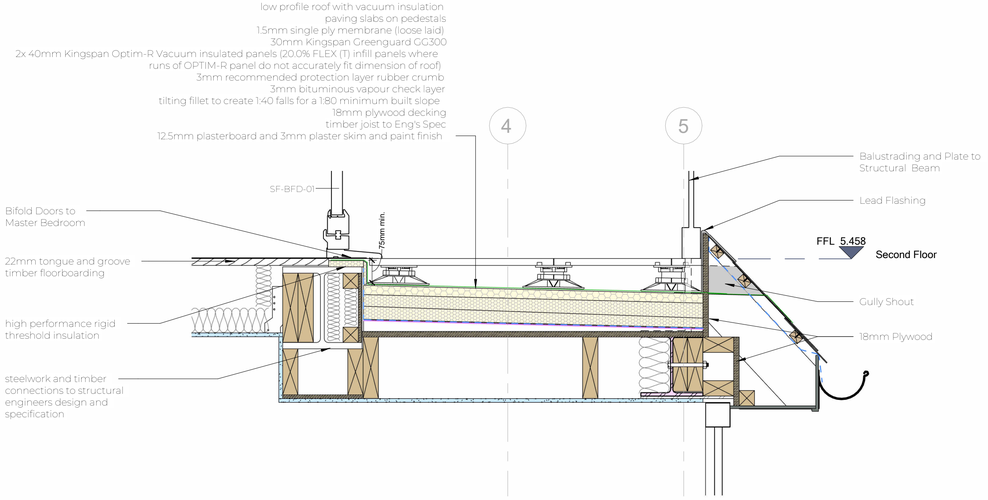

Terrace Floor Detail

1 : 10

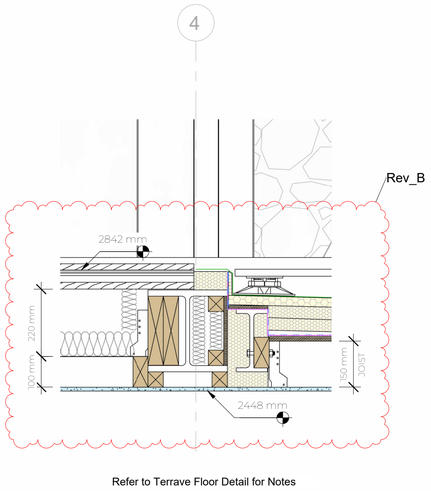

Refer to Terrave Floor Detail for Notes

Terrace Treshold Detail

1 : 10

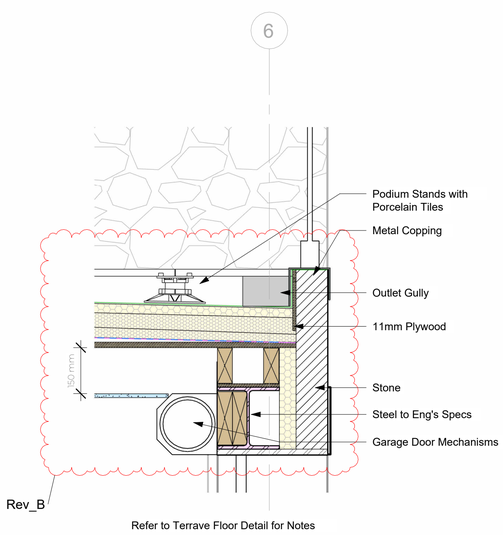

Refer to Terrave Floor Detail for Notes

Terrace Edge Detail

1 : 10

Notes:

1. THE COPYRIGHT OF THIS DRAWING IS VESTED IN ARCHEVOLVE AND IT MAY NOT BE REPRODUCED IN WHOLE OR PART OR USED FOR THE MANUFACTURE OF ANY ARTICLE WITHOUT THE EXPRESS PERMISSION OF THE COPYRIGHT HOLDERS.

2. WORK TO FIGURED DIMENSIONS ONLY.

3. THIS DRAWING IS TO BE READ IN CONJUNCTION WITH ALL RELEVANT ARCHITECT'S, SERVICE ENGINEER'S AND ARCHEVOLVE AND SPECIFICATIONS.

Rev_B	Alterations to the Terrace Build-Ups	AP	01/02/25
Rev_A	Added Steel Work to Scheme	AP	18/11/24

Revision Number	Revision Description	Issued by	Revision Date

DATE: 08/07/24

STATUS: PLANNING ISSUE

SHEET SIZE: A1

SCALE: 1 : 10

DRAWN: AP

CHECKED:

CLIENT: Church Barn Group

SITE ADDRESS: 26 Marine Dr, Goring-by-Sea, Worthing BN12 4QN

REVISION: Rev_B

DRAWING NO: ARC/044/24/38

PROJECT NO: MARINEDR

DRAWING: Remodelling/Extension

TITLE: Envelope/Floor Details

ARCHEVOLVE

// design @archevolve.co.uk

// www. archevolve.co.uk

// 07830 325566

CIAT CHARTERED PRACTICE

0m 0.2m 0.4m 0.6m 0.8m 1m

VISUAL SCALE 1:10 @ A1