

Ridge Detail
1 : 10

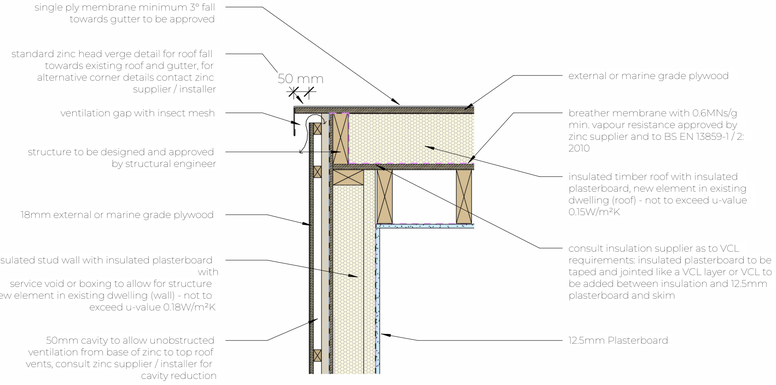

Flat Roof Dormer Eaves
1 : 10

typical extension single ply flat roof
new fabric element to existing dwelling 0.15W/m2/K

exterior
3mm single ply membrane
160mm rigid insulation
1000 gauge polythene vapour control layer
18mm plywood decking
tilting fillets to create a 1:40 fall
150mm timber joist cavity
12.5mm plasterboard and 3mm plaster skim and paint finish

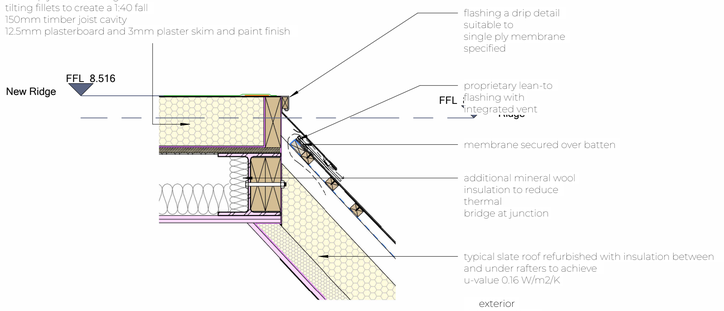

Flat to Pitch Roof Detail
1 : 10

exterior
slate on battens
high resistance underlay
rafters to Eng's Spec
50mm ventilation gap
140mm PIR insulation
40mm+12.5mm insulated foil-faced plasterboard with integrated VCL layer, all joints to be taped with a suitable foil tape
3mm plaster skim and paint finish

Detail Notes:
Detail shows a sloped roof to flat roof junction. Lead flashing is not recommended for a standard new build construction. Lead is toxic and there are a number of alternatives, including PPC aluminium, PVC and other specific flexible lead alternatives.
Ventilation requirements are dependant on the existing roof requirements, insulation specification, location and exposure of the roof.
Detail shows natural slates which allow for some background passive ventilation of the batten void, do not use this detail with flat / artificial slates. Ventilation requirements based on roof location, orientation and exposure, contact natural slate supplier / specialist installer for recommendations.
Roof structure is indicative and should be adapted to structural engineer's specification.
Junction drawn in accordance with NHBC recommendation 7.1.15 Detailing of flat roofs.

Typical slate roof refurbished with insulation between and under rafters to achieve u-value 0.16 W/m2/K.
Typical slate roof as new fabric element in existing dwelling with insulation between and under rafters to achieve u-value 0.15 W/m2/K.

Notes:

1. THE COPYRIGHT OF THIS DRAWING IS VESTED IN ARCHEVOLVE AND IT MAY NOT BE REPRODUCED IN WHOLE OR PART OR USED FOR THE MANUFACTURE OF ANY ARTICLE WITHOUT THE EXPRESS PERMISSION OF THE COPYRIGHT HOLDERS.

2. WORK TO FIGURED DIMENSIONS ONLY.

3. THIS DRAWING IS TO BE READ IN CONJUNCTION WITH ALL RELEVANT ARCHITECT'S, SERVICE ENGINEER'S AND ARCHEVOLVE AND SPECIFICATIONS.

Rev_A	Added Steel Work to Scheme	AP	18/11/24

Revision Number	Revision Description	Issued by	Revision Date

DATE: 08/07/24
STATUS: PLANNING ISSUE
SHEET SIZE: A1

SCALE: 1 : 10
DRAWN: AP
CHECKED:

CLIENT: Church Barn Group
SITE ADDRESS: 26 Marine Dr, Goring-by-Sea, Worthing BN12 4QN

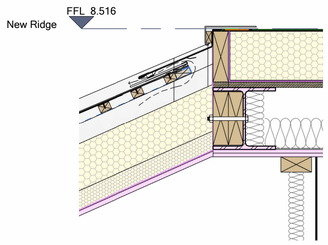

Cat Slide Roof Detail
1 : 10

Sew Other Details of Construction Notes for Build Ups

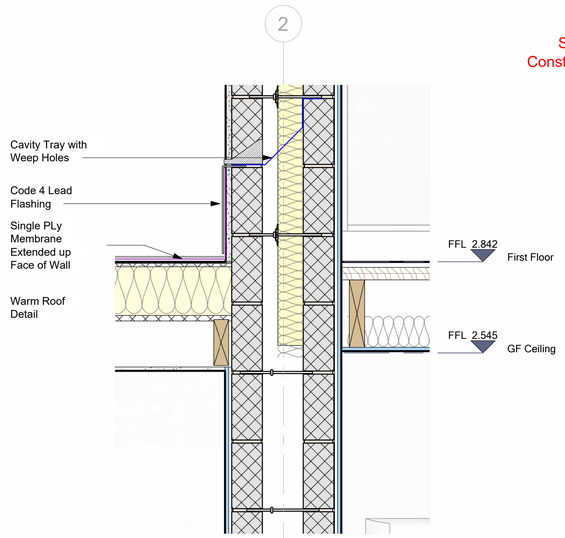

Cavity Tray Detail
1 : 10

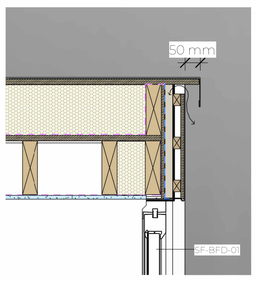

Flat Roof Dormer Detail
1 : 10

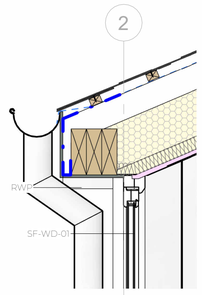

Pitched Roof Eaves Detail
1 : 10

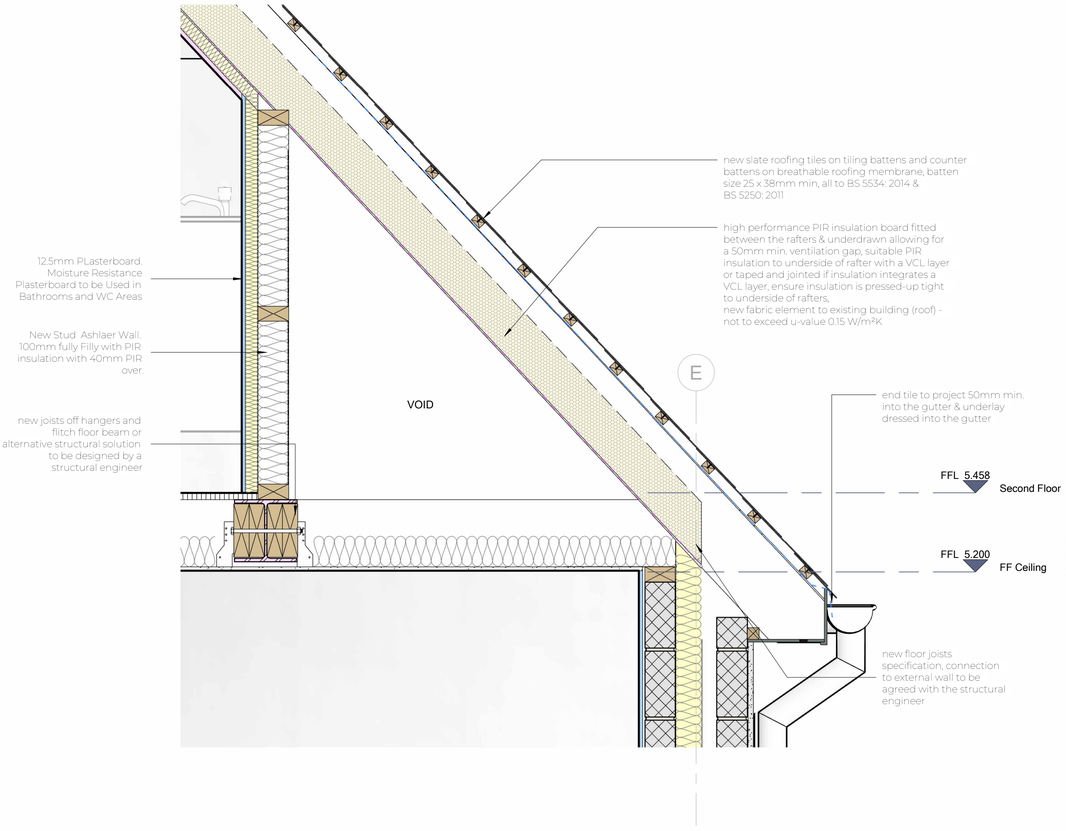

Ashlar Wall & Eaves Detail
1 : 10

0m 0.2m 0.4m 0.6m 0.8m 1m
VISUAL SCALE 1:10 @ A1

DRAWING: Remodelling/Extension
TITLE: Roof Details
REVISION: Rev_A
DRAWING NO: ARC/044/24/39
PROJECT NO: MARINEDR

ARCHEVOLVE
// design @archevolve.co.uk
// www. archevolve.co.uk
// 07830 325566
CIAT CHARTERED PRACTICE