1:100 Scale Bar (Metres)

0 1 2 3 4 5 10

NOTE
THIS DRAWING MAY BE SCALED FOR PLANNING PURPOSES ONLY. ALL DIMENSIONS RELATING TO SUB-CONTRACTORS OR SUPPLIERS WORK MUST BE CHECKED AND AGREED BETWEEN THE GENERAL CONTRACTOR AND THE SUB-CONTRACTORS AND SUPPLIERS. ALL DIMENSIONS ARE IN MILLIMETRES. IF IN DOUBT ASK. ALL WORKS OR MATERIALS INDICATED ON THE DRAWING ARE TO BE TO THE LATEST BRITISH STANDARDS AND ARE TO BE CARRIED OUT IN ACCORDANCE WITH THE RELEVANT CODES OF PRACTICE OR RECOGNISED TRADE ASSOCIATION RECOMMENDATIONS AND PUBLICATIONS.
© THIS DRAWING IS THE COPYRIGHT OF TECSPEC.

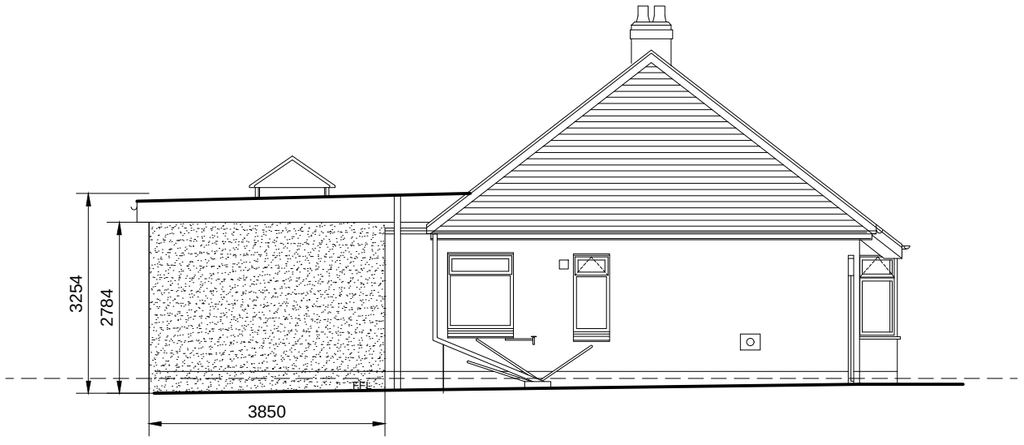

Proposed North Elevation

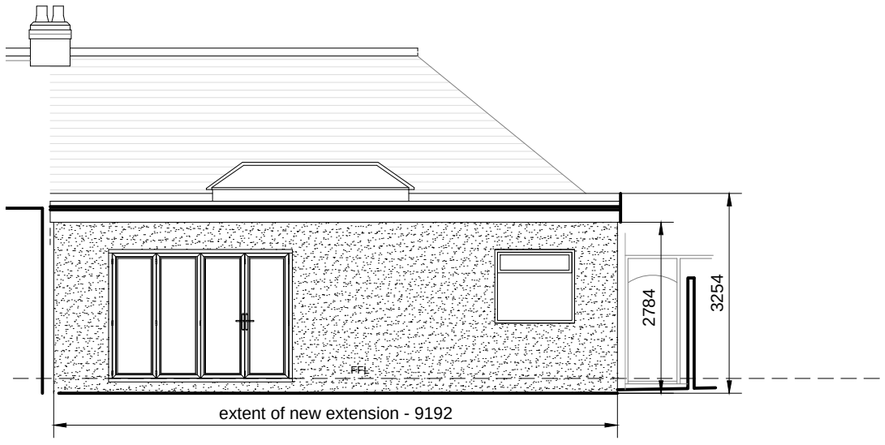

Proposed East Elevation

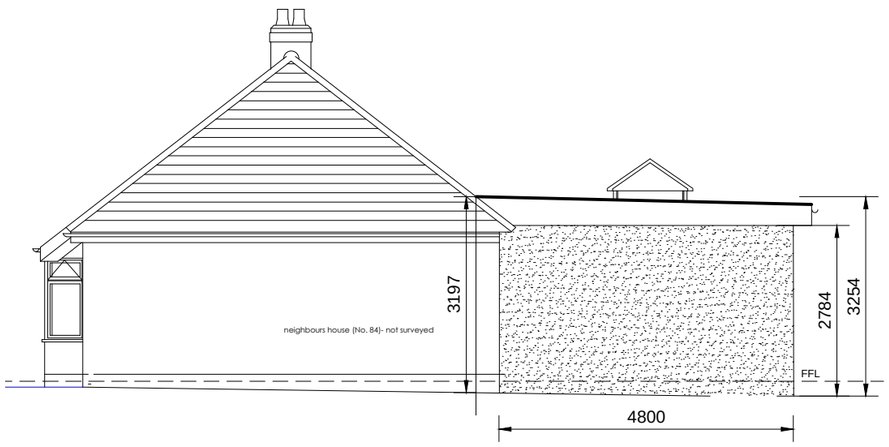

Proposed South Elevation

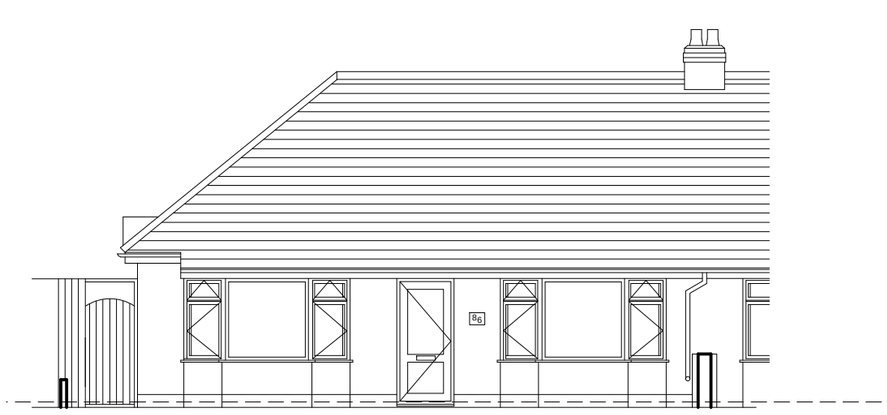

Proposed West Elevation

Proposed Elevations

PLANNING

REV	DATE	DRN	DESCRIPTION
A	28/05/25	DB	North elevation amended to be 3850mm from existing back wall of bungalow.
~	27/03/25	DB	Drawing created.

Tecspec
plan
draw
build
17 berriedale drive, sompting, west sussex bn15 0le
tel 07810285085 email. davidblunsdon@gmail.com

Client
Mr & Mrs E. Stone

Location
86 Berriedale Drive,
Sompting, Lancing
West Sussex, BN15 0LD

Drawing Title
Proposed Elevations

Date	Drawn By	Scale
March 2025	DB	1:100 @A3

CAD file name
86 Berriedale Drive - Sompting Planning Rev00.dwg

Drawing No	Revision
056/P-05	A