

FRONT
EXISTING ELEVATIONS
Scale 1:100



SIDE



REAR



FRONT
PROPOSED ELEVATIONS
Scale 1:100



SIDE



REAR

SCHEDULE OF MATERIALS

WALLS - NEW BRICKWORK TO MATCH EXISTING
ROOF - NEW PITCH ROOF TILES TO MATCH EXISTING MAIN ROOF
ROOFLIGHTS - NEW FLAT ROOFLIGHT DOMES
BI-FOLDING DOORS - ALUMINUM COLOUR WHITE
WINDOWS - PVC-U COLOUR WHITE
RAINWATER GOODS - PVCu COLOUR BLACK TO MATCH EXISTING



GROUND
EXISTING FLOOR PLANS
Scale 1:100

FIRST

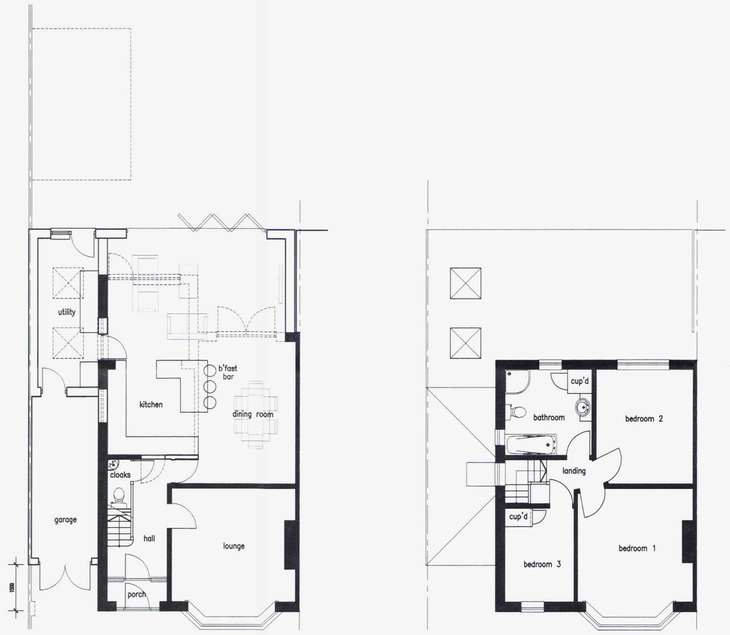

GROUND
PROPOSED FLOOR PLANS
Scale 1:100

FIRST

0m 5m 10m 15m 20m
Scale Bar – 1:100

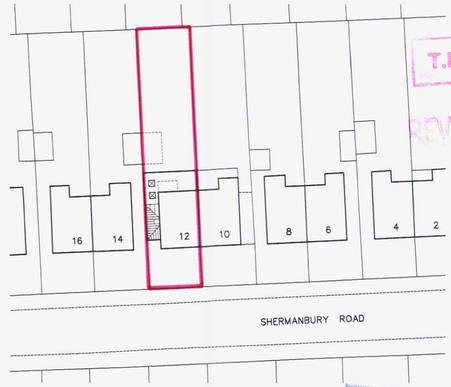

BLOCK PLAN
Scale 1:500

0m 10m 20m 30m 40m 50m
Scale Bar – 1:500

T.P. OFFICE COPY
REVISED PLAN
BOROUGH OF WORTHING
DEPOSITED 25/5/11
TP REF NO. 11/0207/FUL

No dimensions to be scaled from drawing except for planning purposes.
The contractor should check all dimensions on site.
It is the contractors responsibility to ensure compliance with Building Regulations.
C.D.M. Regs. 2007. The Client is advised of his responsibilities to appoint a Planning Supervisor under these Regs.
All works to comply with the C.D.M. Regs. 2007
The Party Wall Act. 1996 The property owner is advised of the requirements of the Act, & the requirement to serve a Party Wall Notice on any adjoining owners as required under the act.

REVISIONS:

A. 02.03.11 Amended in accordance with client's comments.
B. 21.05.11 Amended in accordance with planner's comments.

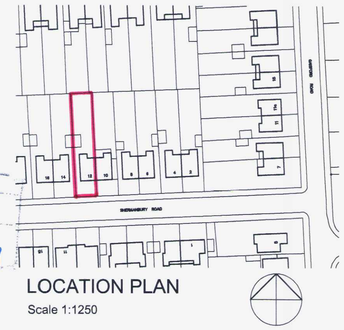

LOCATION PLAN
Scale 1:1250

0m 10m 20m 30m 40m 50m
Scale Bar – 1:1250

Information supplied based on Promap.
All dimensions and distances subject to an accurate site survey being undertaken.

ADCS
Architectural Design
Computer Services
16 Copthorne Hill
Worthing
West Sussex
BN13 2EH
Tel: 01903 260701
E-mail:
adcs@sky.com

Client
MR A. & MRS E. DONNELLY

Project
PROPOSED SIDE & REAR EXTENSION
12 SHERMANBURY ROAD
WORTHING
WEST SUSSEX BN14 7HR

Drawing
EXISTING AND PROPOSED
FLOOR PLANS & ELEVATIONS

Scale	Date	Drawn
1:100 @ A1	16.02.11	TP

Drawing No.	Revision
1222/P02	B