

South Elevation 1:100

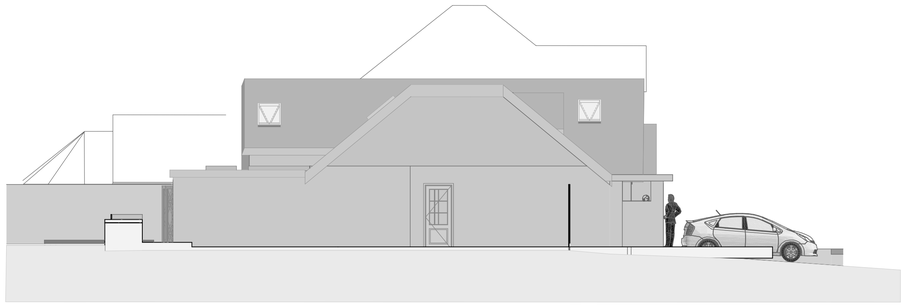

West Elevation 1:100

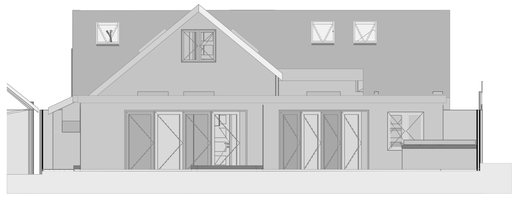

North Elevation 1:100

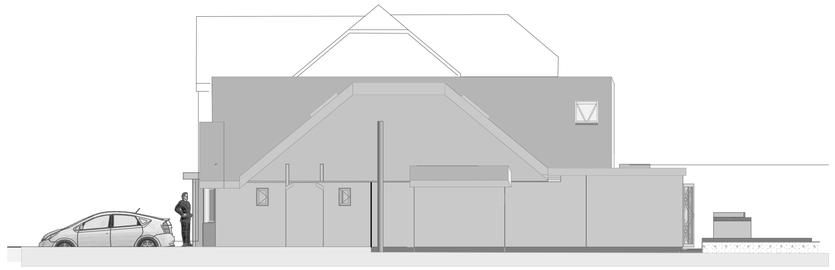

East Elevation 1:100

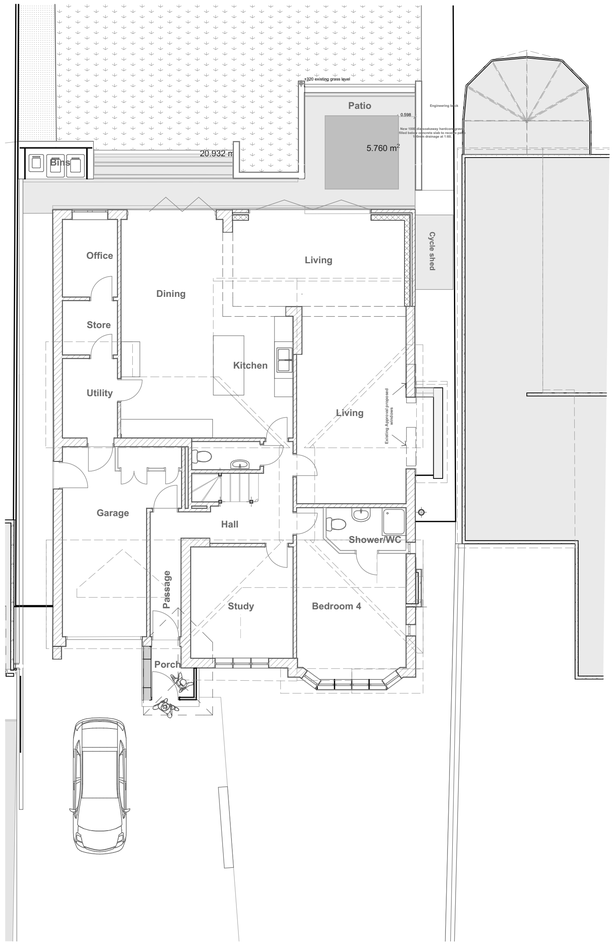

0. Ground Floor 1:100

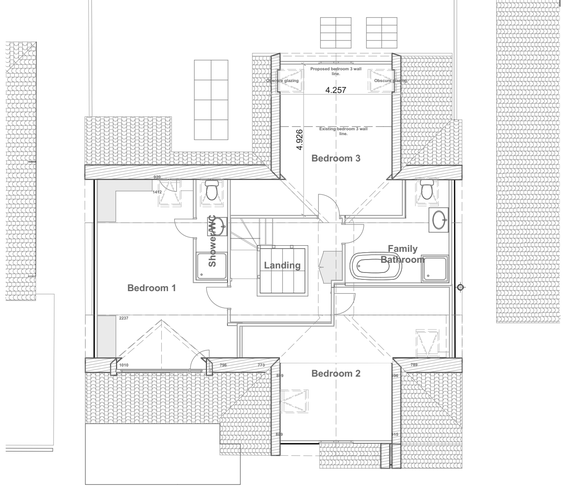

1. First Floor Plan 1:100



S-12 Building Section 1:100

Materials:

Walls. White painted render on brick plinth.

Roof. Grey concrete plain tiles. Flat roofs sheet leadwork. GF east extension roof leadwork.

Windows. White uPvc & Velux rooflights.

Doors. Front entrance reused. Rear white uPvc units.

0 1 2 3 4 5 6 7 8 9 10 meters

0. Scale 1:100

rivision	date	details
B	06/04/21	Bed 3 obscure glass note added. GF east extension roof varied.
A	26/02/21	Lables/ notes added

Statutory Authorities, in relation to Planning or Building Regulations matters only, may scale from the drawing when the scale and drawing origion size is identified.

ALL OTHERS
Check all dimensions and levels on site and verify with all other contract information prior to fabrication or construction. Any conflict or difference to be brought ot the attention of the Contract Administrator before undertaking works.
Structural work indicated shall be coordinated with the Structural Engineers design information before commencing site operations or fabrication.

These drawings and design and the Copyright thereof are the property of the author. They must not be used, retained or copied without their written permission.

Copyright R E Hudson RIBA

Application contact:
R E Hudson RIBA
35 The Avenue, Shoreham, BN43 5GJ
Phone [redacted]
E-mail [redacted]

Project : **New porch & extensions to ground & first floor.**

Drawing Title :

Proposed General arrangement plans sections & elevations

north

date: January 2021
scale: As indicated
drawn: REH
checked:
sheet: of
Print origional size : A1

project number **02** **revision B**