Secondary glazing to all windows

MVHR units, all independantly operated with ducting in risers taken up to roof

Flat D. north windows for purge ventilation

East wall of flat D is blocked off with an internal wall to mitigate noise pollution from east side and help prevent overheating.
refer to 23026-P-121 for additional info

Secondary glazing portion to allow light into rear of flat D. As this is a studio flat these windows are not required to be used for purge ventilation.

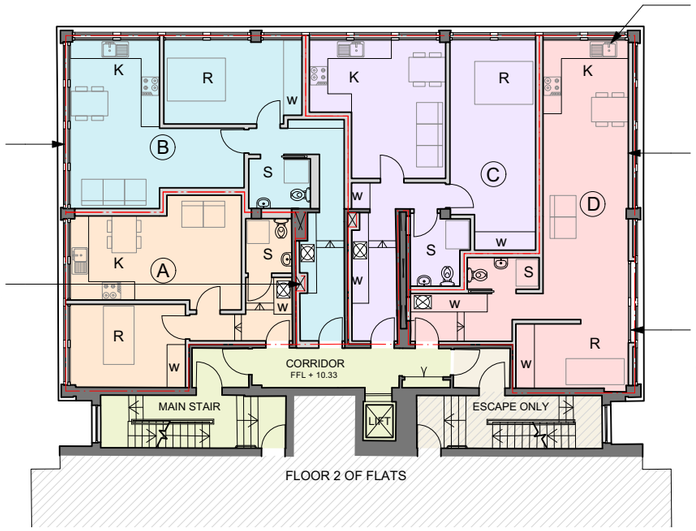

First Floor Plan

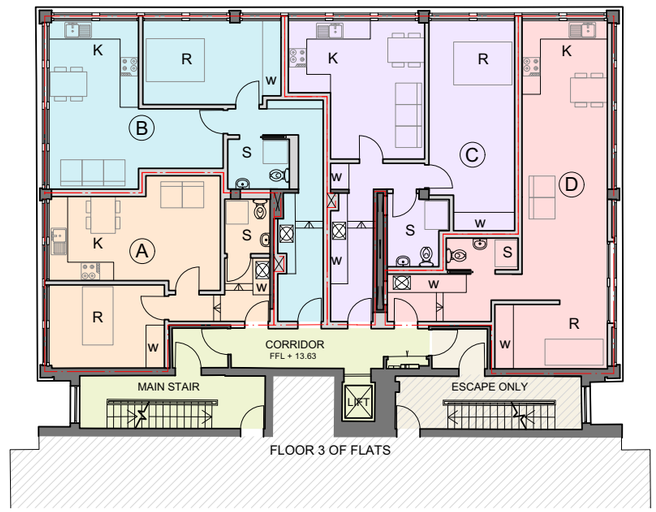

Second Floor Plan

NOTE. all areas first floor and above will benefit from the installation of sprinkler or water mist system complying with BS9251 or BS8458 standards.

KEY

MVHR unit (individual)

Service riser proposed

AREAS SCHEDULE

On each floor (4No.) :

UNIT A = 37m² 1B1P

UNIT B = 50m² 1B2P

UNIT C = 50m² 1B2P

UNIT D = 42m² 1B1P

K = kitchen-dining-living
R = bedroom
S = shower room
w = wardrobe / storage

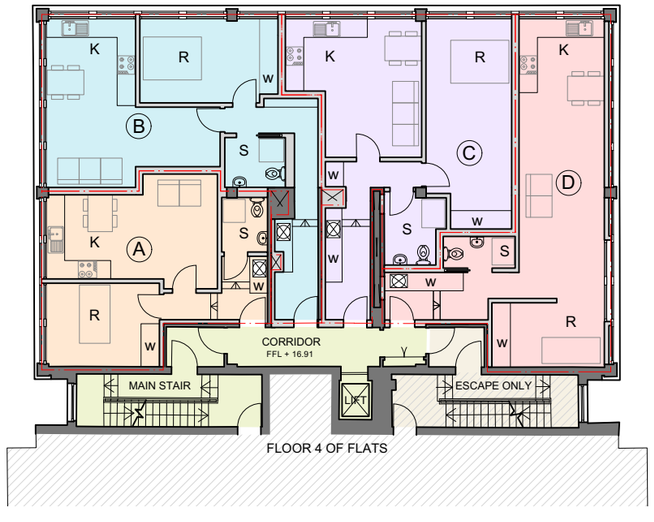

Third Floor Plan

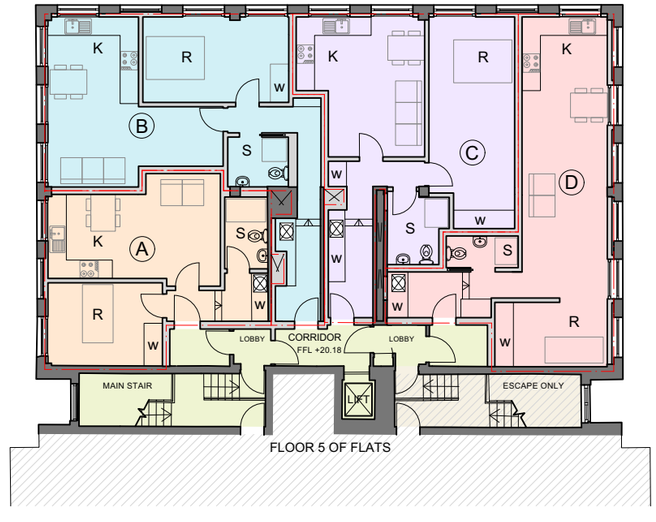

Fourth Floor Plan

note. all levels given as mAOD

4 Gloucester Passage, Brighton BN1 4AS
e: studio@sticklandwright.co.uk
t: 01273 964051
Company registered in England No. 11222477

Disclaimer:
This drawing is the copyright of Stickland Wright Ltd. and may not be reproduced or used except by written permission. Figured dimensions to have precedence over scaling. Check all site dimensions prior to fabrication. Refer any discrepancies found to Stickland Wright.

Revisions:

			Checked
A	06/06/2023	SET FOR PRIOR APPROVAL	NS
B	27/07/2023	revised to add note about sprinklers	NS

PROPOSED PLANS 1:200 @ A3

1:200 | 2m | 4 | 6 | 8 | 10 | 12

N

Dwg No. 23026-P-111-B

Drawing Title	Proposed Plans
Address	Premium House, Worthing, BN11 2BJ
Client	care of Stickland Wright
Scale	1:200 @ A3
Stage	Planning
Drawn by	JE
Checked by	NS

STICKLAND WRIGHT
architecture + interiors
www.sticklandwright.co.uk