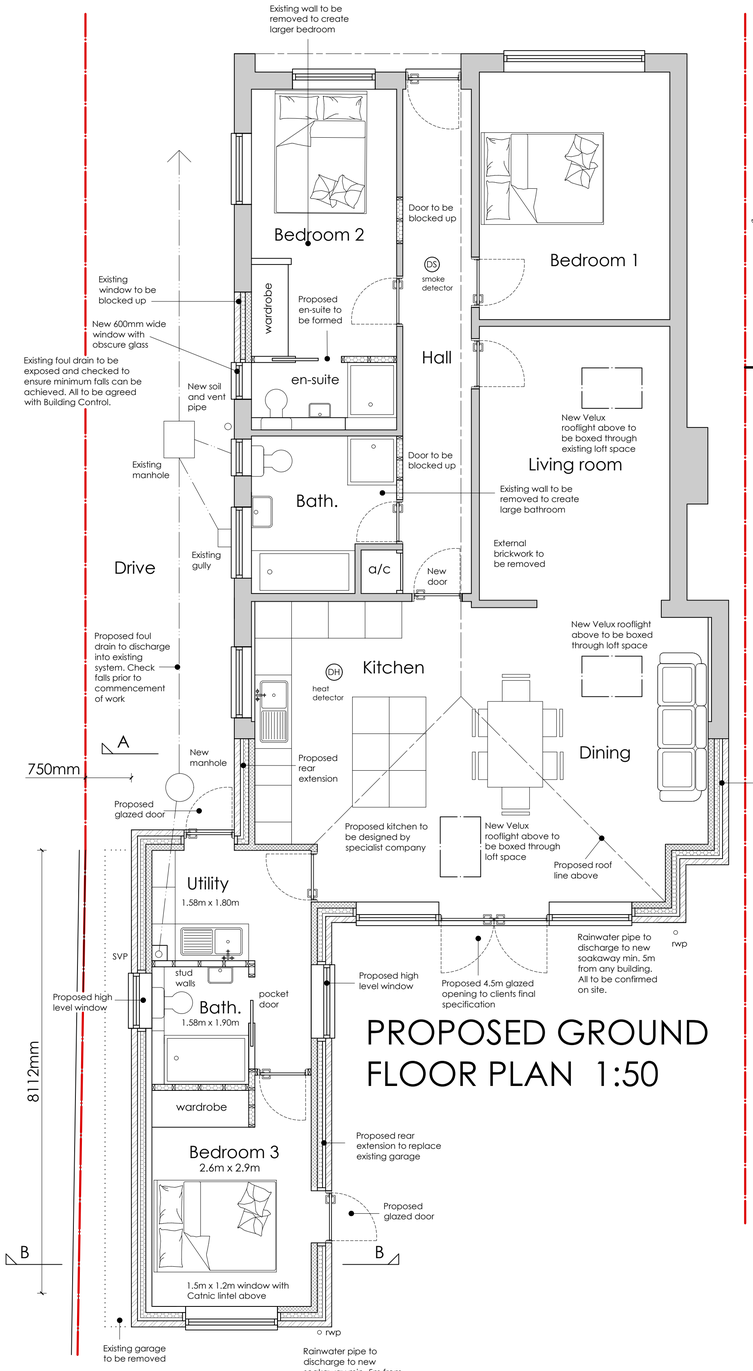


# PROPOSED GROUND FLOOR PLAN 1:50




# PROPOSED SECTION B:B 1:50

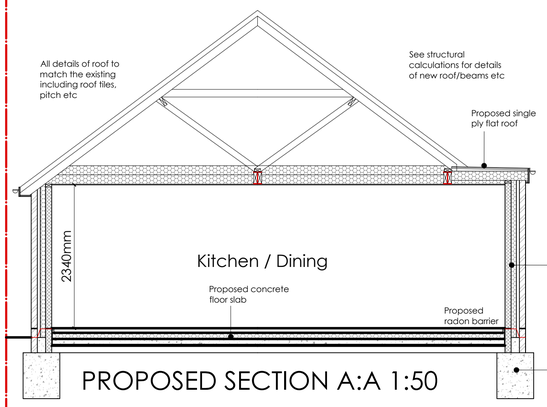


# PROPOSED SECTION A:A 1:50




# LOCATION PLAN 1:1250

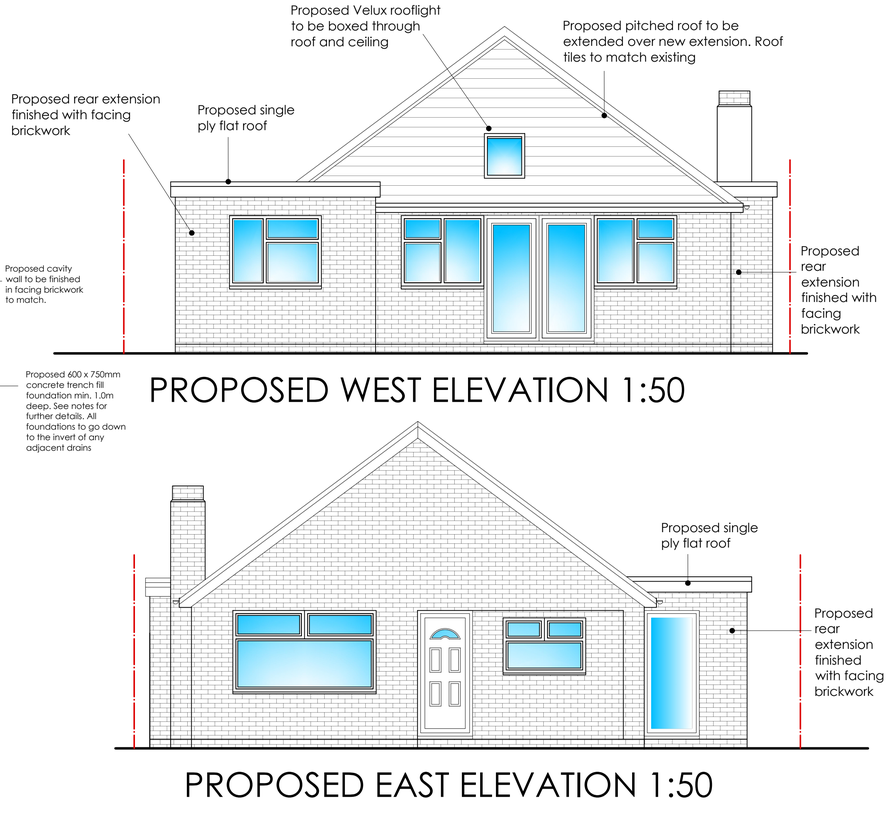


# PROPOSED WEST ELEVATION 1:50




# PROPOSED EAST ELEVATION 1:50

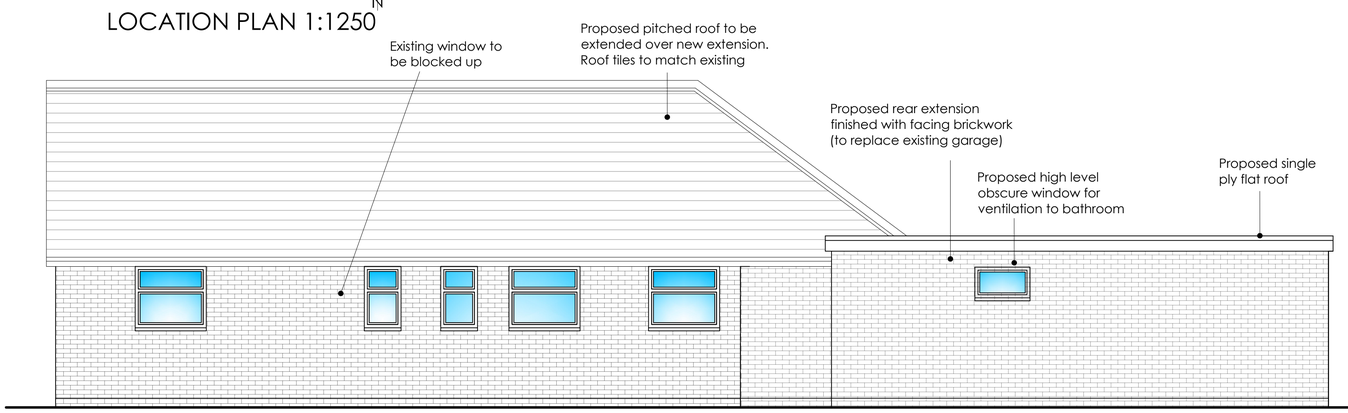


# PROPOSED NORTH ELEVATION 1:50

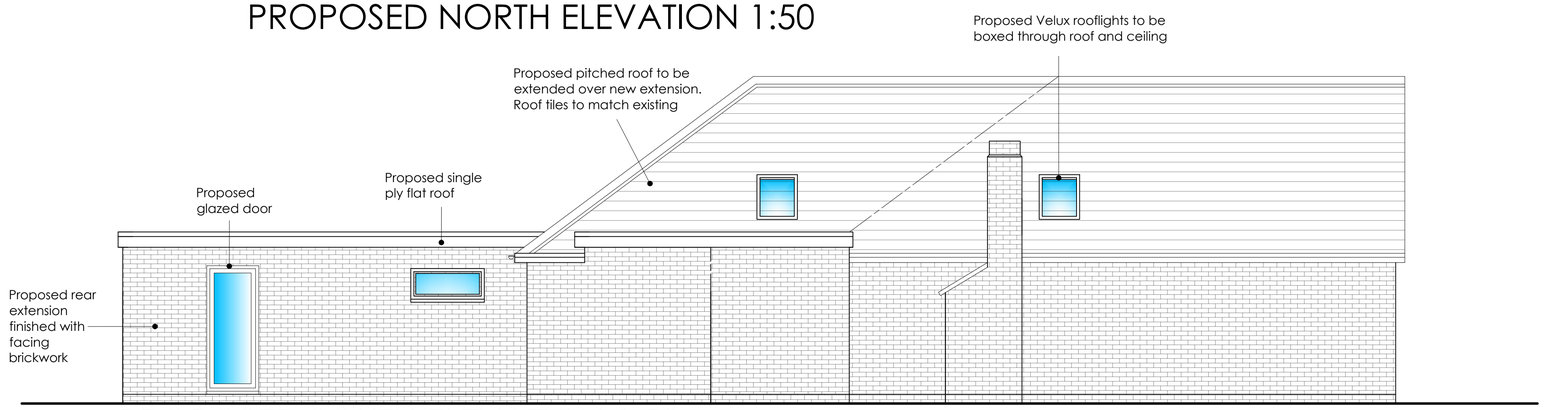


# PROPOSED SOUTH ELEVATION 1:50

Scale Bars:

1:1250

1:500

1:200

1:100

1:50

1:10

1:5


ama architectural & quantity surveying services
atterbury moore associates

Unit 1 Gosling Croft Business Park
Long Furlong
Clapham Worthing
West Sussex BN13 3UT

01903 871131
carl@atterburymoore.co.uk


Client:

Address of Works: 27 Burnside Crescent, Sompting, West Sussex, BN15 9TJ

Drawing Title: Proposed Rear Extension
PLANNING & BUILDING CONTROL

| Paper Size: | A1 | Date: | July 2023 |
|---|---|---|---|

| Job Number: | Drawing Number: | Revision: |
|---|---|---|
| AD-233 | 02 | Revision |

General Notes:

1: Do not scale from these drawings (unless for planning purposes).
2: Drawings to be read in conjunction with the structural calculations and the building notes provided.
3: The client/ contractor is advised to read the separate notes and the details provided in the structural calculations regarding the CDM regulations.
4: The property owner is reminded to serve a Party Wall Notice on any adjoining owner should they need to do so under the requirements of the Party Wall Act 1996.
5: No work should be undertaken until all consents (Planning and Building Control) have been received and approved in writing. Any work undertaken without consent is done so at the clients risk.
6: All dimensions to be checked on site prior to ordering any materials, kitchens or bathrooms.
7: All existing foundations and lintels taking any additional loads are to be exposed and agreed with the Building Control Officer.

| Revision | Date | Amendment |
|---|---|---|
| | | |
| | | |
| | | |