0 2.5 5 7.5 10

Scale In Metres

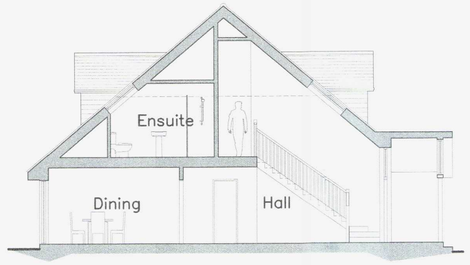

Proposed Section A-A - Scale 1:100



Proposed West (Front) Elevation - Scale 1:100

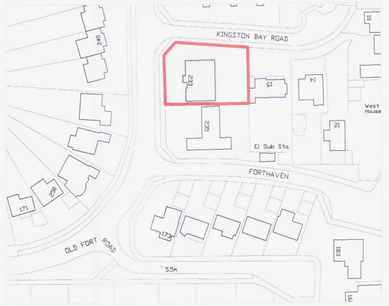

Location Plan 1:1250

N

0 25 50 75 100

Scale In Metres

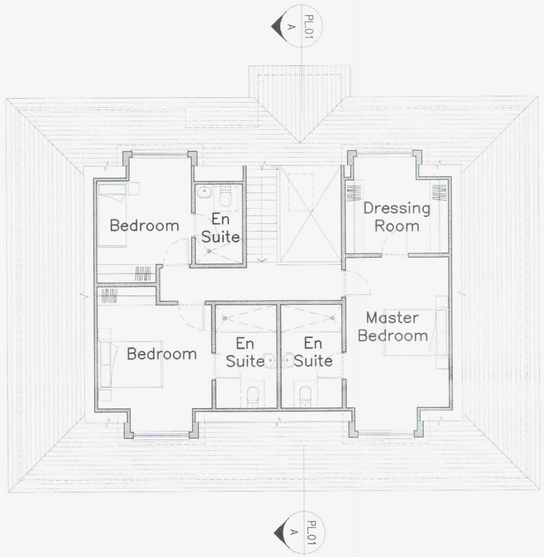

Proposed First Floor Plan - Scale 1:100

N



Proposed North (Side) Elevation - Scale 1:100

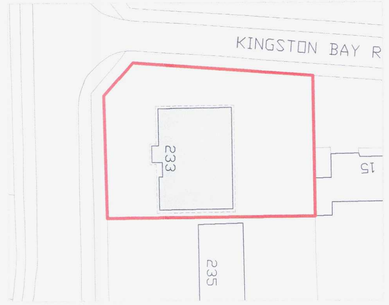

Block Plan 1:500

N

0 10 20 30 40

Scale In Metres

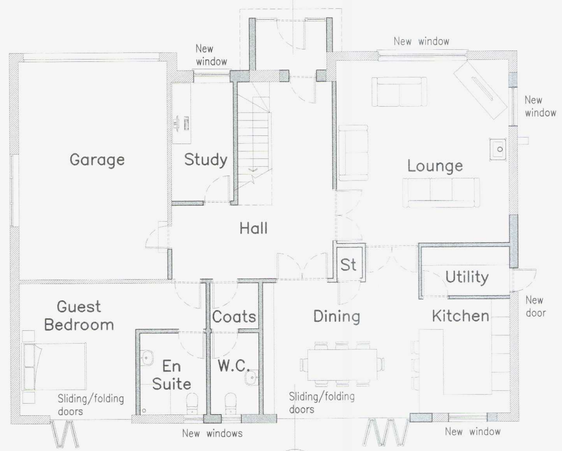

Proposed Ground Floor Plan - Scale 1:100

N



Proposed East (Rear) Elevation - Scale 1:100

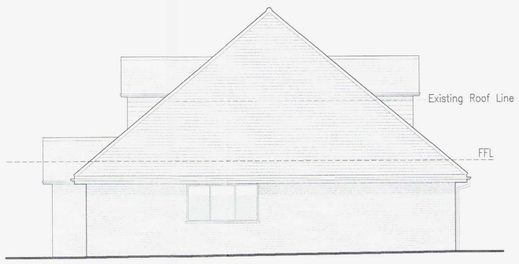

Proposed South (Side) Elevation - Scale 1:100

WORTHING
0665/13
VALID 05 JUN 2013

rev.	date	comment	auth chkd
–	–	–	–

amendments

Deacon and Richardson ARCHITECTS

client
Andy Neville

job
233 Harbour Way
Shoreham-By-Sea
BN43 5HZ

drawing number
3438.PL.01

revision
–

drawing title
Proposed Plans
Section and Elevations
PLANNING

drawn by	checked by	riba work stage
CP/JB/TR	CR	D

date	scale/original sheet size
May 13	1:100 @ A1

Do not scale off drawing
Check all dimensions on site before all work is commenced
All goods materials workmanship to conform with current building regulations BSS and COP
© Copyright Deacon and Richardson Architects

Deacon and Richardson Architects
email: design@deaconandrichardson.co.uk
web: www.deaconandrichardson.co.uk
tel: 01273 888080
fax: 01273 888060
88 upper lewes road
Brighton
East Sussex
BN2 3FF