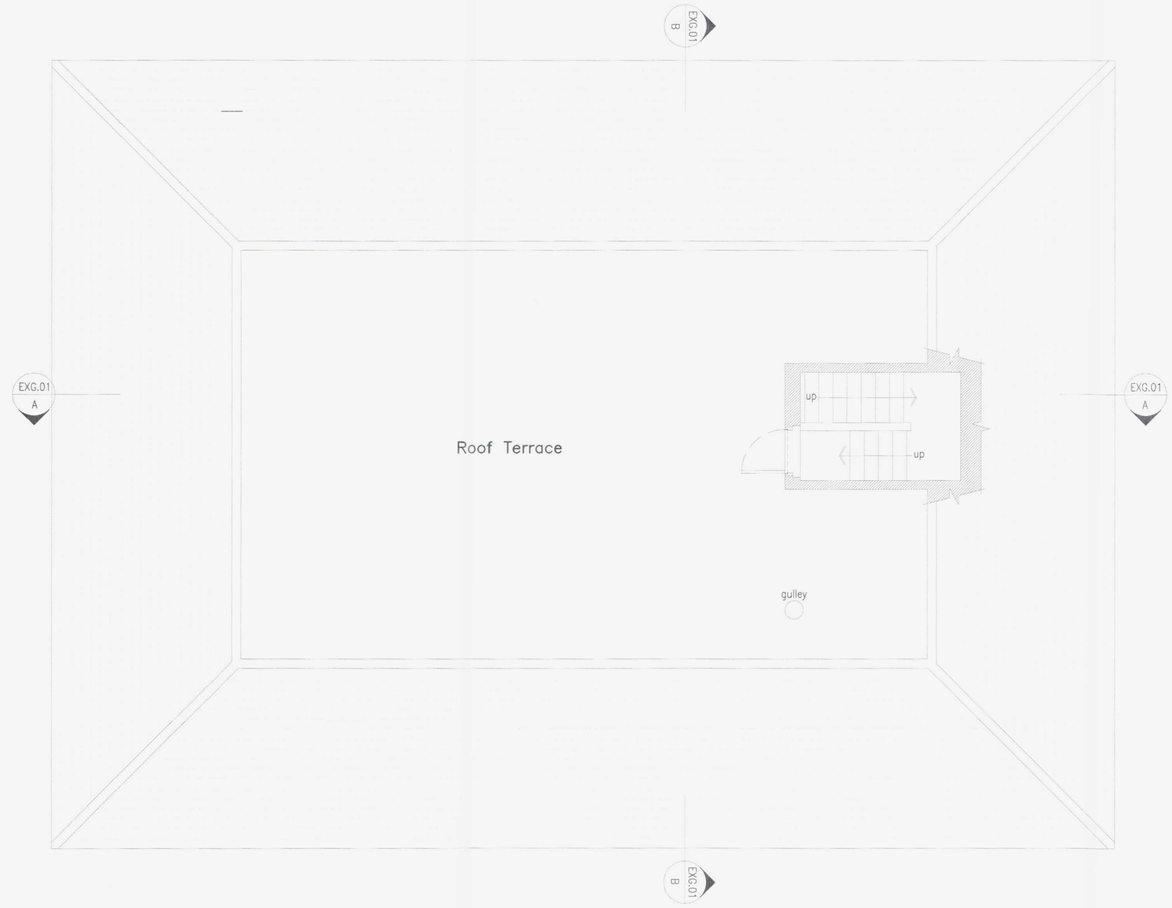

Roof Plan 1:50

0 1 2 3 4 5 6 7 8 9 10

Scale In Metres



Location Plan 1:1250

0 25 50 75 100

Scale In Metres

N

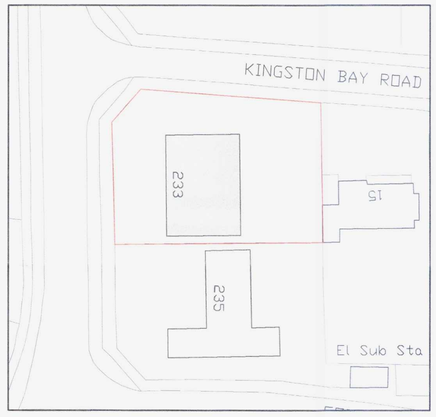

Block Plan 1:500

0 10 20 30 40

Scale In Metres

N

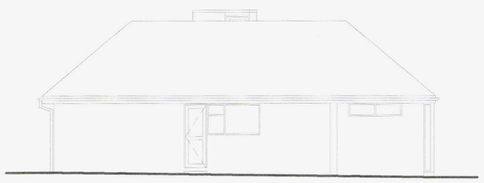

North Elevation 1:100

0 2.5 5 7.5 10

Scale In Metres

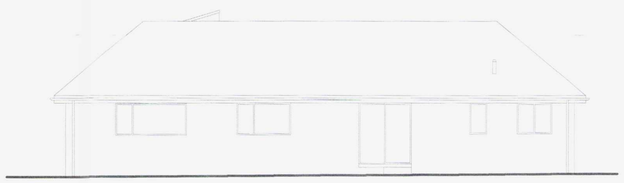

East Elevation 1:100

0 2.5 5 7.5 10

Scale In Metres

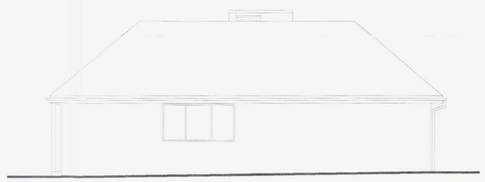

South Elevation 1:100

0 2.5 5 7.5 10

Scale In Metres

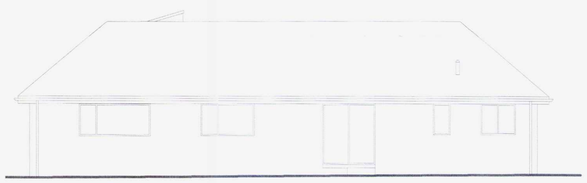

West Elevation 1:100

0 2.5 5 7.5 10

Scale In Metres

ADUR & WORTHING SERVICE
WDM 0665/13
05 JUN 2013
VALID

rev. date comment authorised

amendments

Deacon and Richardson ARCHITECTS

client
Mr A. Neville

job
233 Harbour Way
Shoreham-by-Sea
Sussex, BN43 5HZ

drawing number
3438.EXG.02

revision

drawing title
Roof Plan, Elevations
Location and Block Plan
MEASURED SURVEY

drawn by JB | checked by CR | riba work stage

date April 2013 | scale/original sheet size varies @ A1

Do not scale off drawing
Check all dimensions on site before all work is commenced
All goods materials workmanship to conform with current building regulations BSS and COP
© Copyright Deacon and Richardson Architects

Deacon and Richardson Architects
email: design@deaconandrichardson.co.uk
web: www.deaconandrichardson.co.uk
tel: 01273 888080
fax: 01273 888060
88 upper lewes road
Brighton
East Sussex
BN2 3FF