Copyright (c) 2020

NOTE:
The contractor is to check all site dimensions and levels before work starts. Report any discrepancies.

This drawing must be read with and checked against all structural and other specialist drawings, specifications and bills of quantities. Report any discrepancies.

The contractor is to comply with all current British Standards and Building Regulations whether or not specifically stated on these drawings.

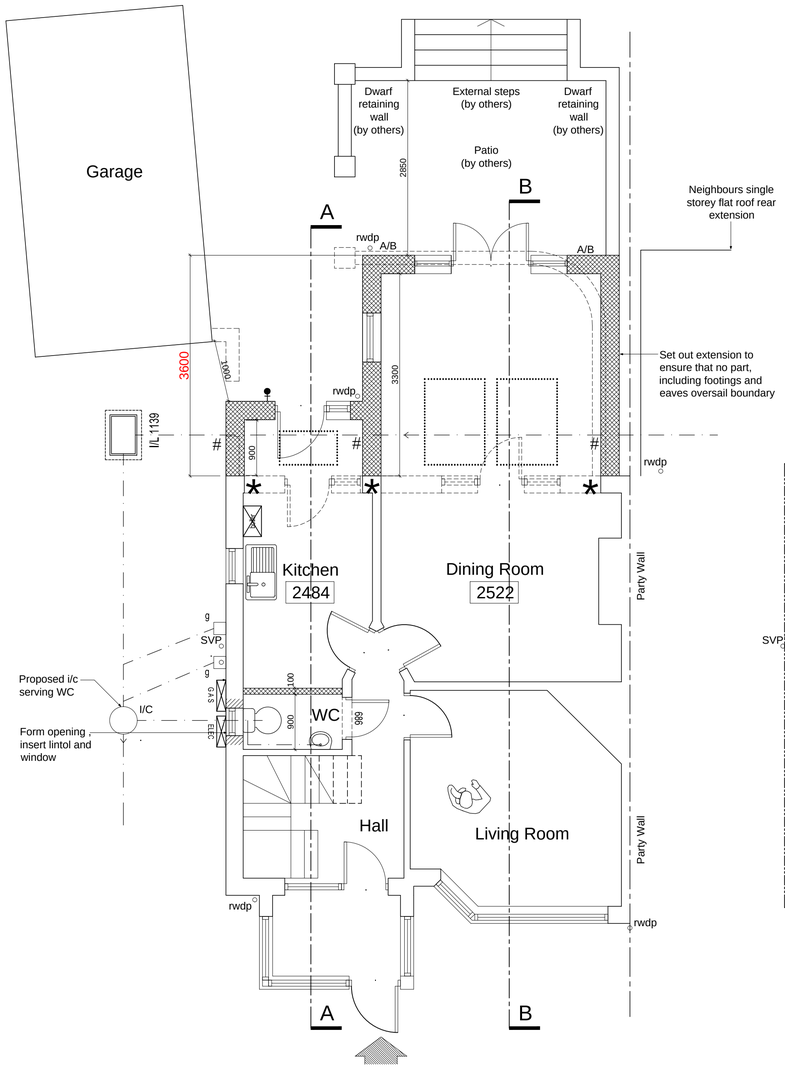

Ground Floor Plan 1:50

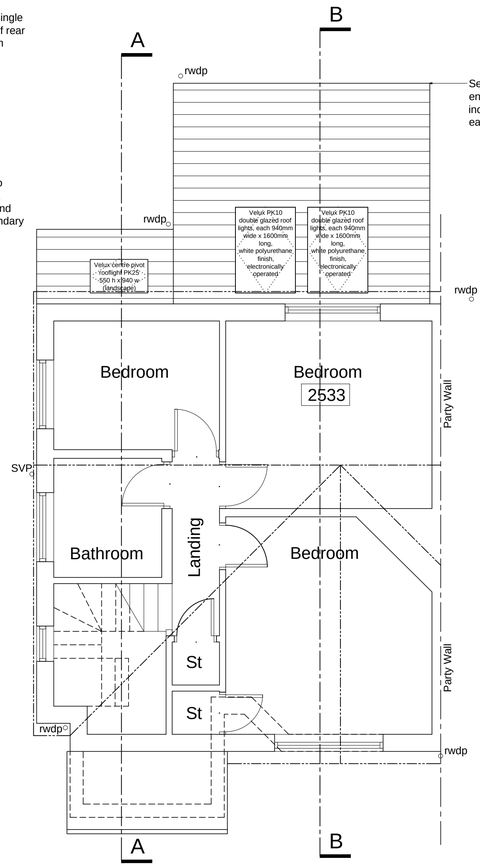

First Floor Plan 1:50

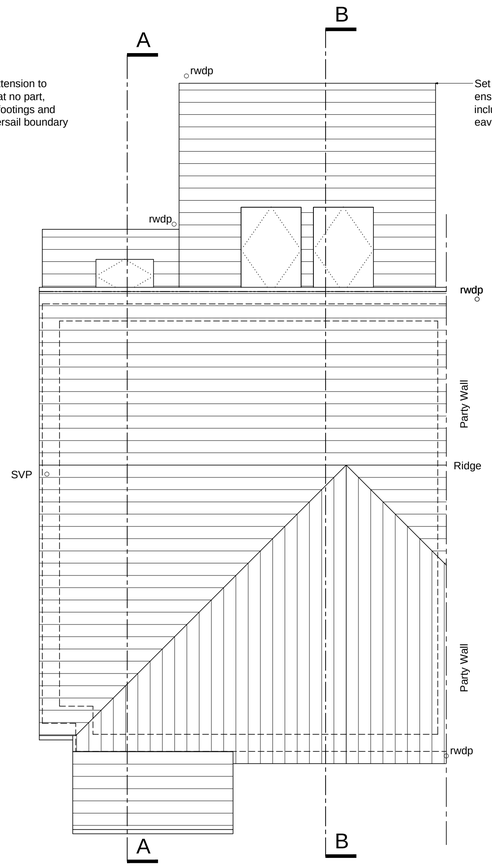

Roof Plan 1:50

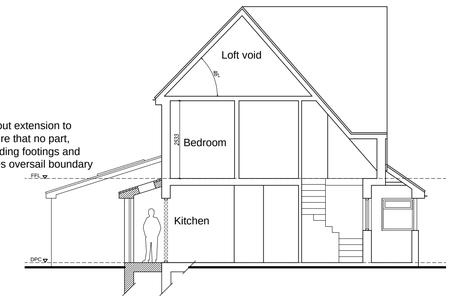

Simple Section A-A 1:100

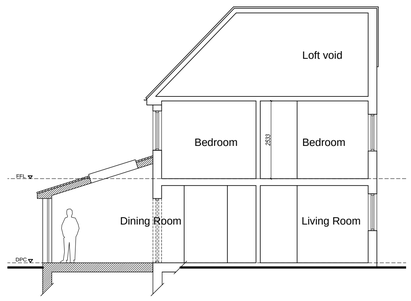

Simple Section B-B 1:100

1m 2m 3m 4m 5m
1:100 Scale Bar
1m 2m 3m 4m 5m
1:50 Scale Bar

PROPOSED WALLS ON PLAN

PRIOR APPROVAL APPLICATION

Rev.	Date	Description	By

Front Elevation 1:100

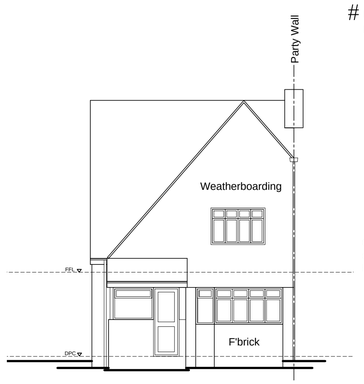

Side Elevation 1:100

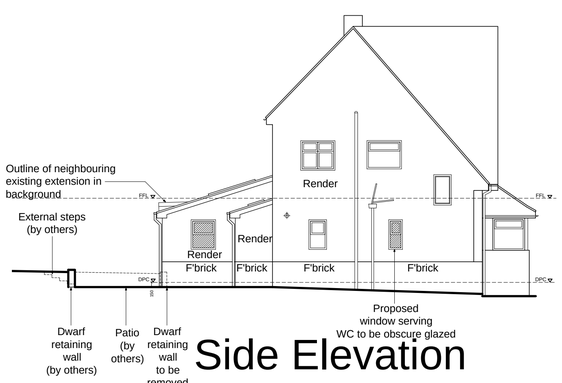

Rear Elevation 1:100

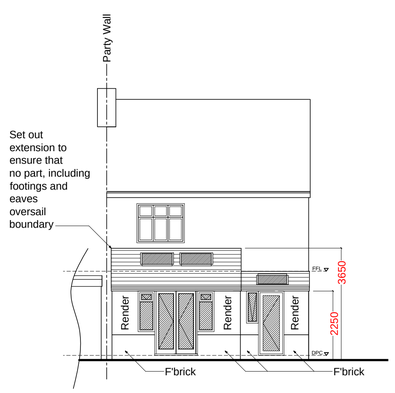

Side Elevation 1:100 about party wall

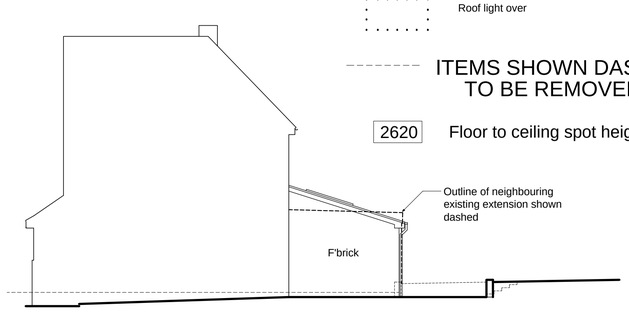

Ground Floor Plan 1:50

PC concrete lintels where drain run passes through footing

* Reduce masonry nibs to minimum as calculated by Engineer, Engineer may require local strengthening of piers/foundations or steel 'Goal Post' arrangement

A/B - Air brick

- Denotes external water tap

Roof light over

ITEMS SHOWN DASHED TO BE REMOVED

2620 Floor to ceiling spot heights

Client	Mr and Mrs Cotter
Project	Alterations To: 85 Greenways Crescent Shoreham-by-Sea
Drawing Title	Plans, Elevations and Simple Sections as Proposed

Copyright (c) 2020 of:
Sussex Architectural Services
Wicket View
Cuckfield Lane
Warninglid
West Sussex
Tel:(01444) 461355
Email: info@sussexarchitecturalservices.co.uk

Scale 1:50 @ A1	Drawing Number 20-158-02
Date December 2020	
Drawn -	