Scale 1:100 — 0 1 2 3 4 5 6 7 8 9 10 Metres

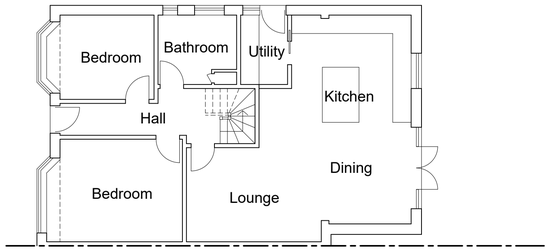

Existing Ground Floor Plan
Scale 1:100

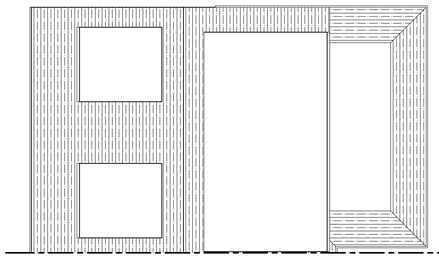

Existing Roof Plan
Scale 1:100

Scale 1:200 — 0 5 10 15 20 25 30 Metres



Block Plan
Scale 1:200

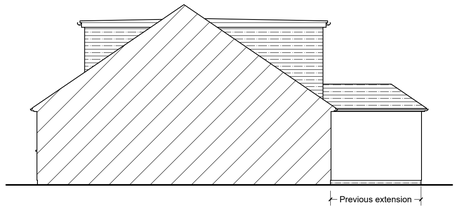

Existing Side (south) Elevation
Scale 1:100



Existing Rear (east) Elevation
Scale 1:100

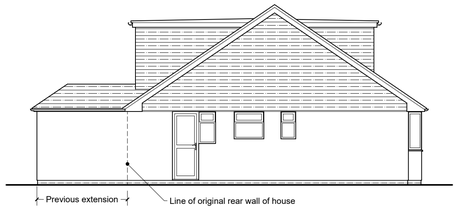

Existing Side (north) Elevation
Scale 1:100

N

Scale 1:1250 — 0 20 40 60 80 100 Metres



Location Plan
Scale 1:1250

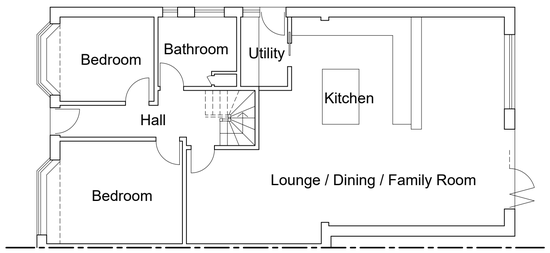

Proposed Ground Floor Plan
Scale 1:100

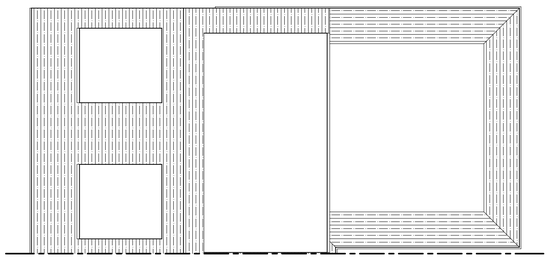

Proposed Roof Plan
Scale 1:100

N

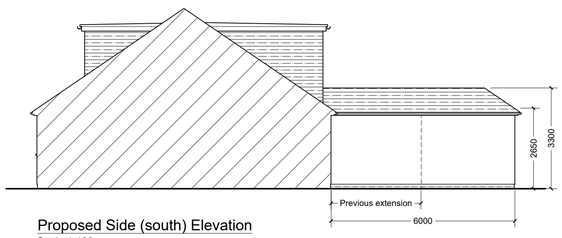

Proposed Side (south) Elevation
Scale 1:100



Proposed Rear (east) Elevation
Scale 1:100

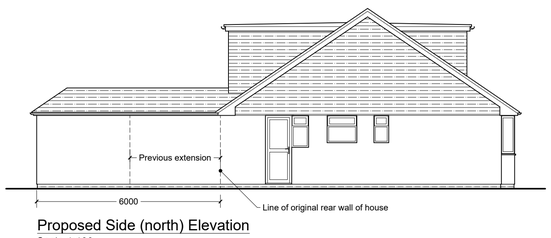

Proposed Side (north) Elevation
Scale 1:100

Notes:

1. Total depth of proposed extension to be no more than 6m from original rear wall.
2. Overall height of proposed extension not to exceed 4m.
3. Eaves height of proposed extension to be less than 3m, and not to exceed existing eaves height.
4. Materials to be used in the construction of the proposed extension to be similar in appearance to those used in the construction of the existing dwelling.

Rev: Description: Date:

-

HORIZON DESIGN
ARCHITECTURAL TECHNOLOGY

Horizon Design Limited
4 High View
Worthing BN13 3DQ
01903 205868
info@horizon-design.co.uk www.horizon-design.co.uk

Client:
Mr & Mrs Gregory

Project:
Rear Extension to:
22 Grafton Gardens
Sompting
Lancing
West Sussex BN15 9SP

Drawing title:
Existing & Proposed Floor Plans & Elevations, Location & Block Plans

Scale:
1:100 / 1:1250 / 1:200 @ A1

Date: 23.03.23
Drawn: KWF

Drawing number: 2995-05
Revision: -