1:100 Scale Bar (Metres)

0 1 2 3 4 5 10

NOTE
THIS DRAWING MAY BE SCALED FOR PLANNING PURPOSES ONLY. ALL DIMENSIONS RELATING TO SUB-CONTRACTORS OR SUPPLIERS WORK MUST BE CHECKED AND AGREED BETWEEN THE GENERAL CONTRACTOR AND THE SUB-CONTRACTORS AND SUPPLIERS. ALL DIMENSIONS ARE IN MILLIMETRES. IF IN DOUBT ASK. ALL WORKS OR MATERIALS INDICATED ON THE DRAWING ARE TO BE TO THE LATEST BRITISH STANDARDS AND ARE TO BE CARRIED OUT IN ACCORDANCE WITH THE RELEVANT CODES OF PRACTICE OR RECOGNISED TRADE ASSOCIATION RECOMMENDATIONS AND PUBLICATIONS.
© THIS DRAWING IS THE COPYRIGHT OF TECSPEC.

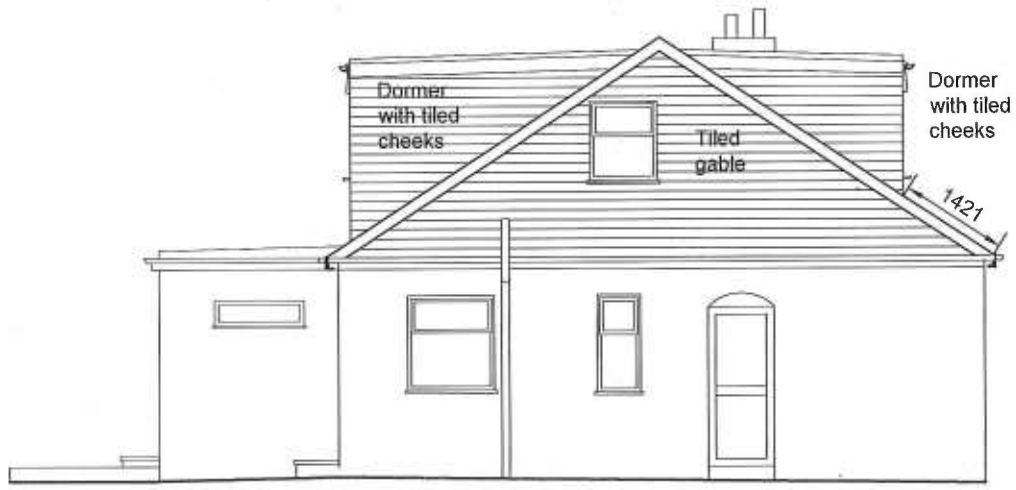

Proposed North Elevation
Scale 1:50



Proposed East Elevation
Scale 1:50

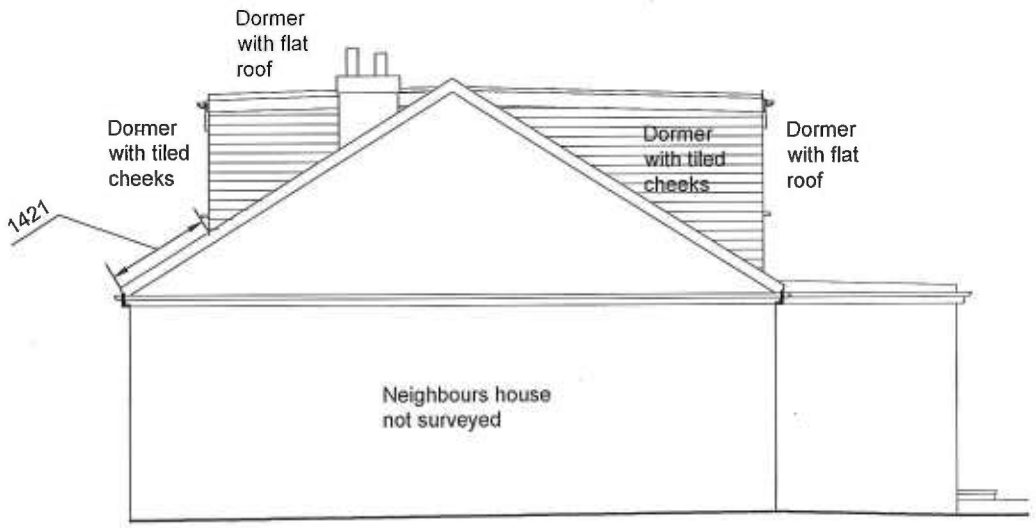

Proposed South Elevation
Scale 1:50

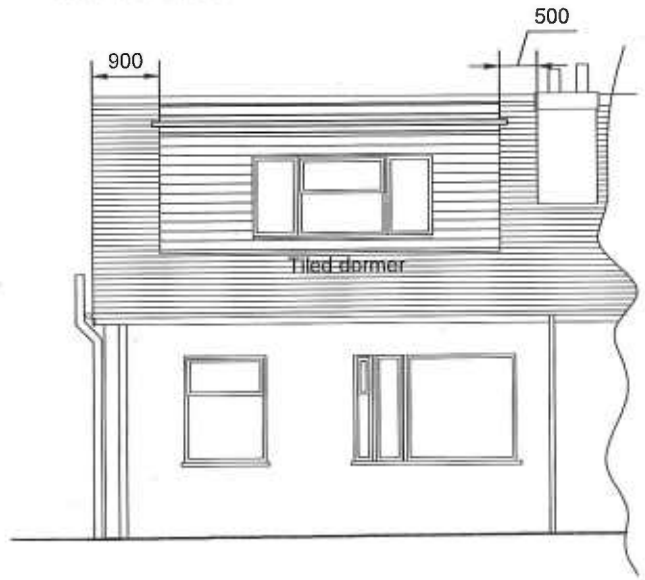

Proposed West Elevation
Scale 1:50

AMENDMENT

ADUR & WORTHING
PLANNING SERVICES

PLAN AWDM/ 1557/18

DATE VALID - 6 DEC 2018

REV	DATE	DRN	DESCRIPTION
C	05/12/18	DB	Front dormer reduced in width as per dimensions shown, West elevation corrected.
B	29/11/18	DB	Front dormer reduced in depth, elevations amended to suit.
A	21/11/18	DB	Dormers reduced in height and width. Dimensions from eaves on roof plane indicated.
#	08/10/18	DB	Drawing created.

Tecspec
plan
draw
build

Client
Mr Paul Stakim

Location
7 Lewis Road
Lancing
West Sussex BN15 0NT

Drawing Title
Proposed Elevations

Date	Drawn By	Scale
Oct 2018	DB	1:50 @A3

CAD file name
015_Planning_Rev 03.dwg

Drawing No	Revision
015/SL-31	B

PLANNING