

01 Proposed Ground Floor Plan
1:100 @ A1 / 1:200 @ A3

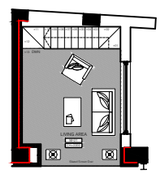

02 Proposed Rear Mezzanine - Flat 01
1:100 @ A1 / 1:200 @ A3

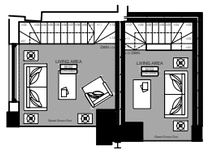

03 Proposed Rear Mezzanine - Flat 02 & Flat 03
1:100 @ A1 / 1:200 @ A3

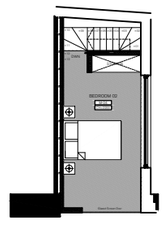

04 Proposed Rear Mezzanine - Flat 04
1:100 @ A1 / 1:200 @ A3

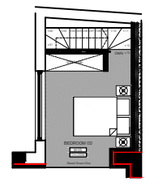

05 Proposed Rear Mezzanine - Flat 05
1:100 @ A1 / 1:200 @ A3

KEY:

Existing Walls

Proposed Walls

Lowered Area - Approx. 625mm or greater if possible.

PLANNING ISSUE

THIS DRAWING IS THE COPYRIGHT OF DUNN ARCHITECTS AND SHOULD NOT BE COPIED OR REPRODUCED WITHOUT WRITTEN CONSENT. ALL DIMENSIONS MUST BE CHECKED ON SITE. DO NOT SCALE OFF THIS DRAWING EXCEPT FOR PLANNING PURPOSES. THIS DRAWING MUST BE READ IN CONJUNCTION WITH THE SPECIFICATION OF WORKS. ALL WORKS MUST BE CARRIED OUT IN ACCORDANCE WITH THE STATUTORY AUTHORITIES.

CAD File:
00618

Notes:
-

0 1 2 5 10m

Revision	Date	Details	Revised By	Checked By
A	04/07/2018	Window position amended as per Case Officers request 03.07.2018	CV	MP
-	08/05/2018	Issued to Local Authority under Section 73 Application	CV	MP

Project Name:
Caxton House, Shoreham

Drawing Name:
Ground Floor GA Plan Proposed

Client:
Urban RE

Status:
Planning Issue

Date:
20/03/2018

Scale:
1:100 @ A1 / 1:200 @ A3

Drawn By:
MP

Dunn Architects
LONDON
Unit 8 Cloisters House,
8 Battersea Park Road,
SW8 4BG
T +44 (0)207 887 2230
E info@dunnarchitects.com
W www.dunnarchitects.com

Drawing Number:
00618_A01_001

Revision:
A