

Front Elevation (west)



Side Elevation (north)



Rear Elevation (east)

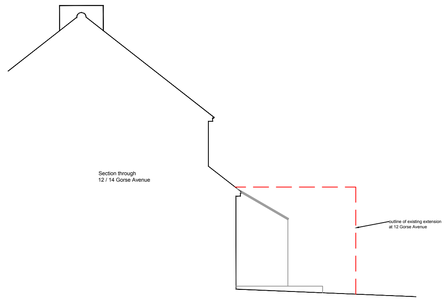

Side Elevation (south)

Elevations (1:100)

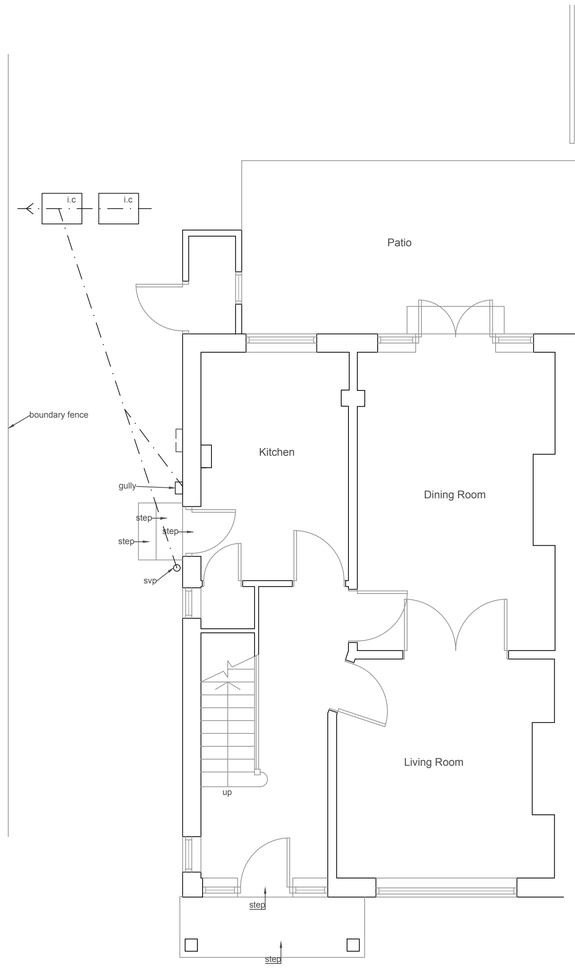

Ground Floor Plan

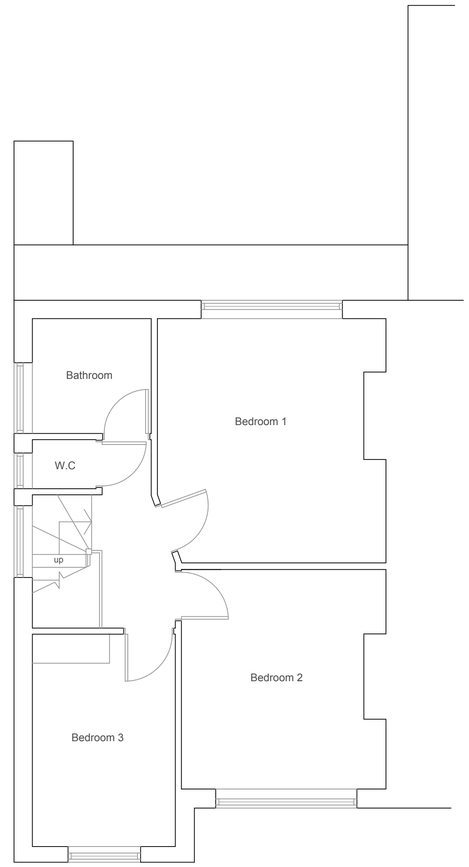

First Floor Plan

Floor Plans (1:50)

Scale Bar 1:1250

0 10 20 30 40 50 60 70 80 90 100 [m]



Site Location Plan (1:1250)

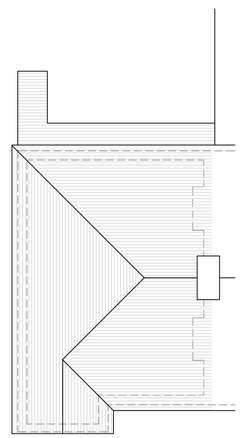

Roof Plan (1:100)

Scale Bar 1:50

0 0.5 1.0 1.5 2.0 2.5 3.0 3.5 4.0 4.5 5.0 [m]

Scale Bar 1:100

0 1 2 3 4 5 [m]

This drawing is the property of Inspired Design Studio Limited and must not be copied, reproduced or passed to a third party without their permission.

The Contractor is to verify all dimensions, alignment, levels and datums prior to commencement of work.
Any discrepancies must be reported immediately to Inspired Design Studio Ltd for review.

Variations and modifications to the work shown on these drawings are not to be carried out without the prior approval from Inspired Design Studio Ltd

Revisions

Rev	Description	By
b	Addtional Information Added	LW
a	Addtional Information Added	LW

All dimensions to be checked on site prior to commencement of work, except for planning purposes.

This drawing is the copyright of
Inspired Design Studio Ltd.
and may not be copied, altered or reproduced in any way without written authority.

Client: Mr & Mrs Vernon

Project Address:
14 Gorse Avenue
Worthing
West Sussex
BN14 9PG

Drawing Title:
Existing Floor Plans, Elevations, Roof Plan and Site Location Plan

Drawing Number: 1384.01.b

Scale: As stated printed @ A1

Date: 01/08/2023