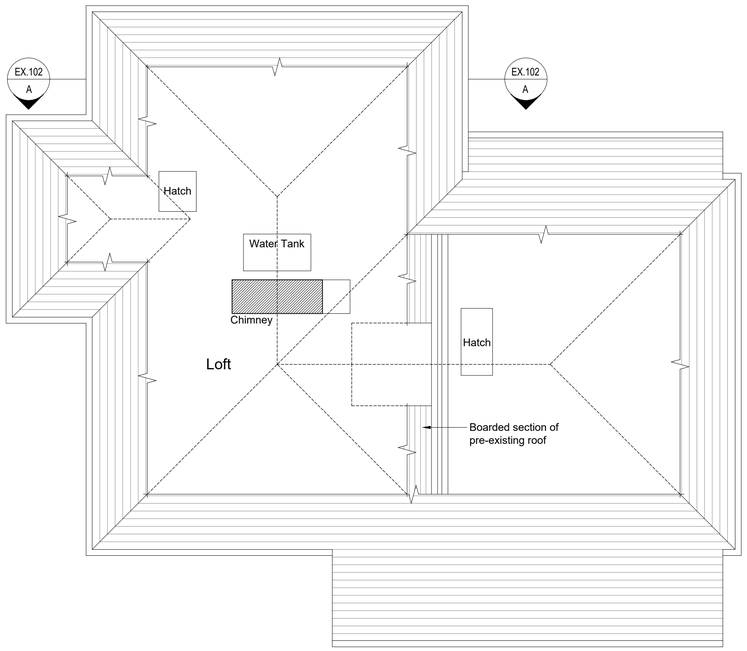

Loft Plan - 1:50

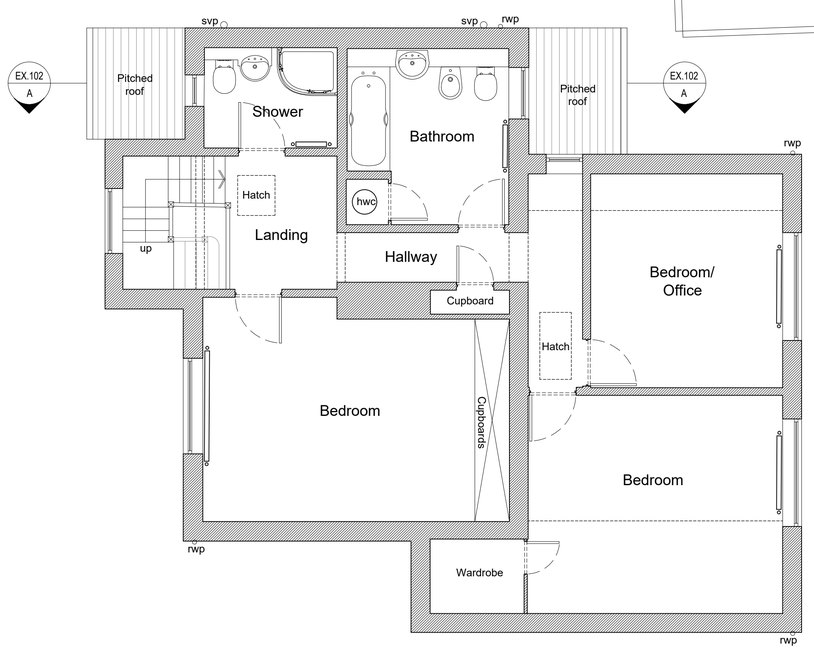

First Floor Plan - 1:50

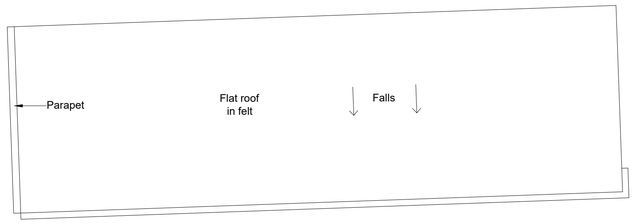

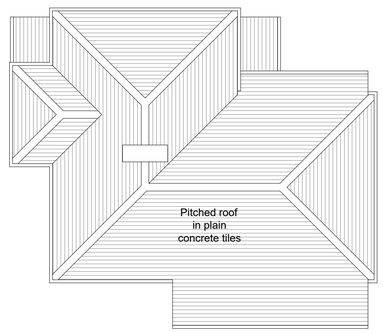

Roof Plan - 1:100

1:100

0 2.5 5 7.5 10

Scale In Metres @ 1:100

1:50

0 1 2 3 4 5 6 7 8 9 10

Scale In Metres @ 1:50

KEY

- Existing construction
- Radiator
- Boundary line
- Feature overhead
- Drainage run

HWC	Hot Water Cylinder	FF	Fridge Freezer
IC	Inspection Chamber	OT	Over Tower
CU	Consumer Unit	DW	Dishwasher
SVP	Soil vent pipe	WM	Washing Machine
RWP	Rainwater pipe		

DEACON + RICHARDSON
ARCHITECTS
email: design@drltd.co.uk
web: www.drltd.co.uk
tel: 01273 888080
Citibase
95 Ditchling Road
Brighton BN1 4ST

drawn	checked	RIBA stage					
HH	TR	01	-	28.03.25	First Issue.	-	-
			rev.	date	comment	auth.	chkd.

©Copyright Deacon and Richardson Ltd.

client/job
A + D Gogarty
5 Park Way Close
Southwick, BN42 4LE

drawing title
First Floor, Loft
and Roof Plans
EXISTING

scale/sheet size
1:50 @ A1

drawing number
3869.EX.101

revision
-

Do not scale off drawing except for planning purposes. Check all dimensions on site before work commences. All goods, materials & workmanship to conform with current regulations, BSS & COP.