

First Floor Sound Proofing

1 : 20

VENTILATION LEGEND	
	Internal Extraction Point
	Extraction Ducting
	Air Feed Extraction Ducting
	Ventilation Unit Position
	Intake Ventilation Tile Position
	Extract Ventilation Tile Position

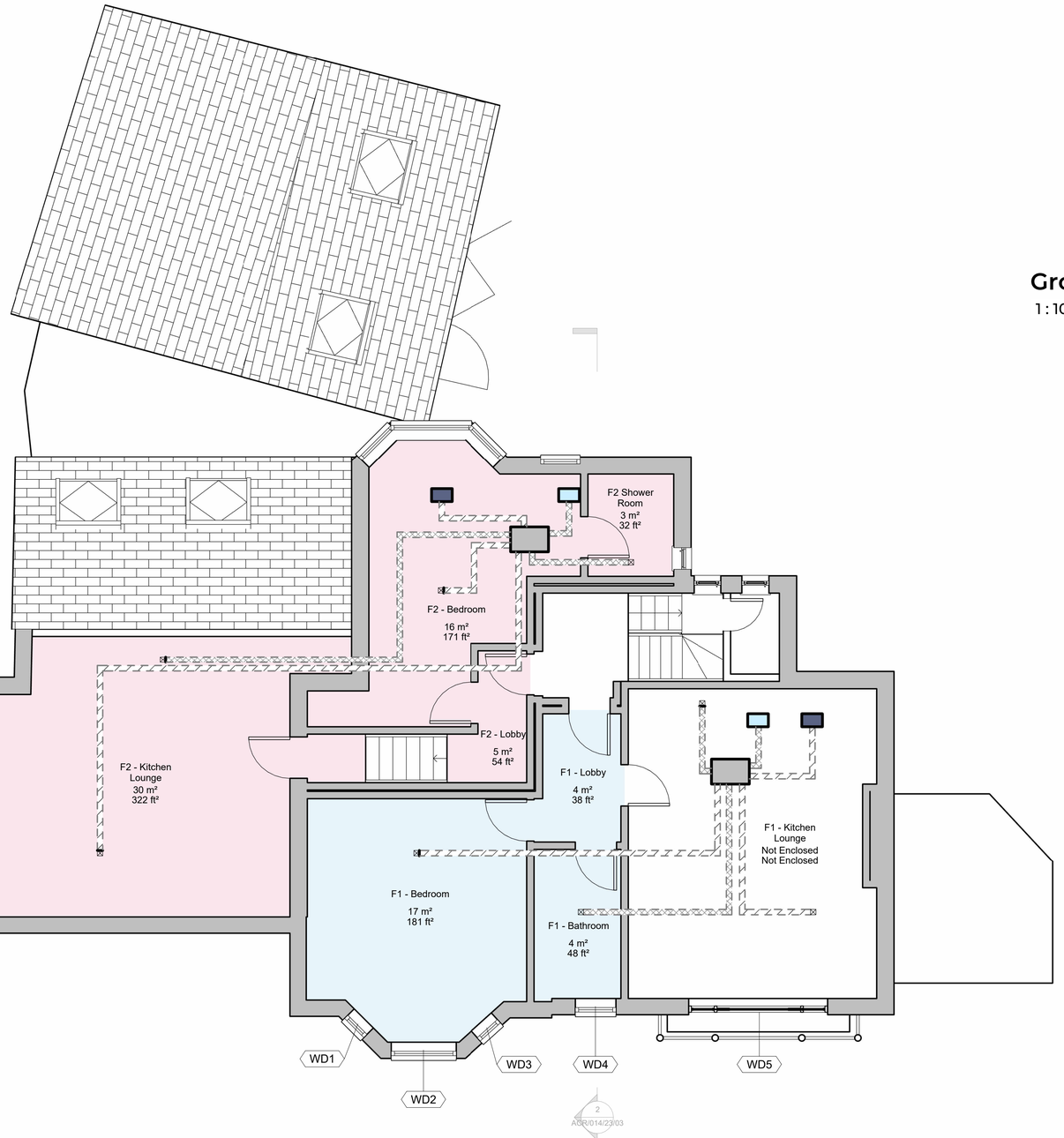

Proposed First Floor Plan

1 : 50

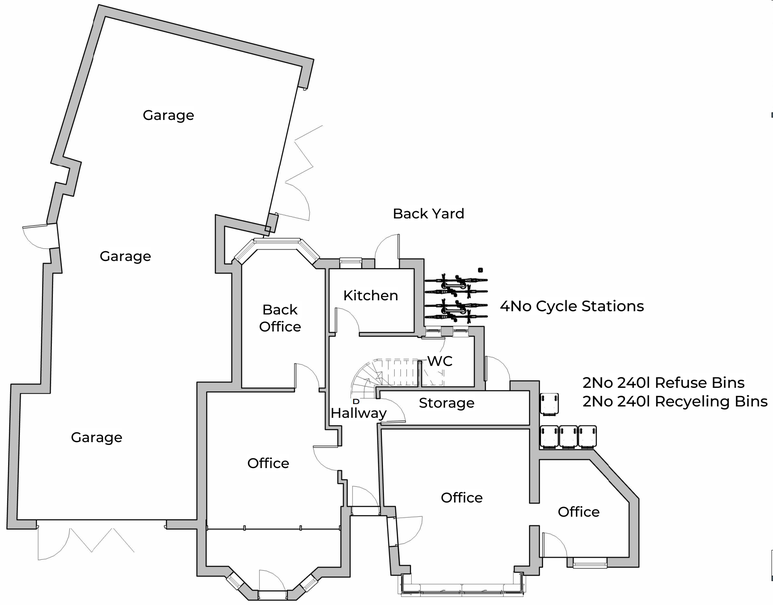

Ground Floor Plan.

1 : 100

Nuaire MRXBOX
HYBRID COOLING
SYSTEM

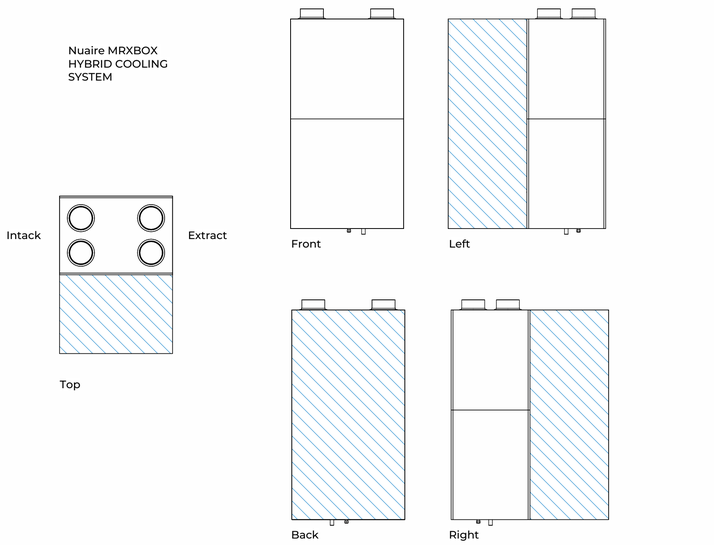

0m 0.4m 0.8m 1.2m 1.6m 2m

VISUAL SCALE 1:20 @ A1

0m 1m 2m 3m 4m 5m

VISUAL SCALE 1:50 @ A1

Notes:

1. THE COPYRIGHT OF THIS DRAWING IS VESTED IN ARCHEVOLVE AND IT MAY NOT BE REPRODUCED IN WHOLE OR PART OR USED FOR THE MANUFACTURE OF ANY ARTICLE WITHOUT THE EXPRESS PERMISSION OF THE COPYRIGHT HOLDERS.

2. WORK TO FIGURED DIMENSIONS ONLY.

3. THIS DRAWING IS TO BE READ IN CONJUNCTION WITH ALL RELEVANT ARCHITECT'S, SERVICE ENGINEER'S AND ARCHEVOLVE AND SPECIFICATIONS.

Revision Number	Revision Description	Issued by	Revision Date

DATE:	STATUS:	SHEET SIZE:
21/10/23	PRELIMNARY ISSUE	A1

SCALE:	DRAWN:	CHECKED:
As indicated	AP	AP

CLIENT:
Mr A Dichello
34 Railway Approach

SITE ADDRESS:

DRAWING: Discharge of Conditions & New Windows Floor Plans

REVISION:

DRAWING NO: ACR/014/23/01

PROJECT NO: RailwayApprocah

ARCHEVOLVE
// design @archevolve.co.uk
// www. archevolve.co.uk
// 07830 325566
CIAT CHARTERED PRACTICE