The contractor is responsible for setting out and must check all levels and dimensions prior to work being put in hand.

This drawing may be scaled for planning purposes only. For construction purposes only written dimensions are to be taken in respect of this project.

Rev	Date	Comment
A	10.07.24	Incorrect window removed from north side elevation.



Existing East (Front) Elevation 1:100

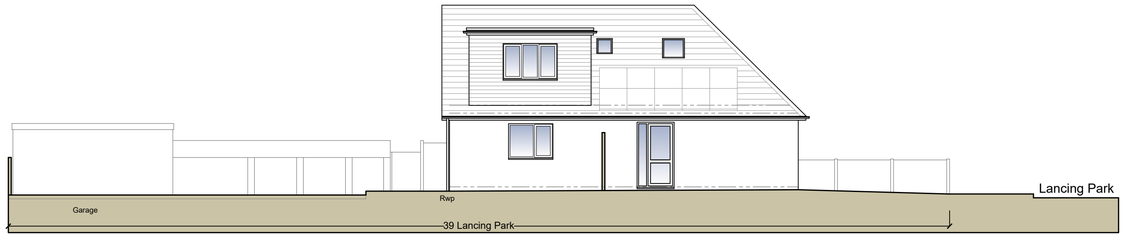

Existing South (Side) Elevation 1:100

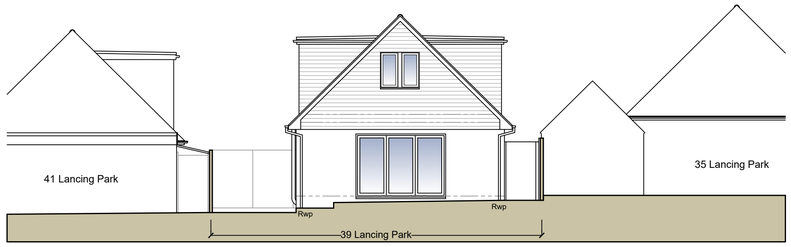

Existing West (Side) Elevation 1:100

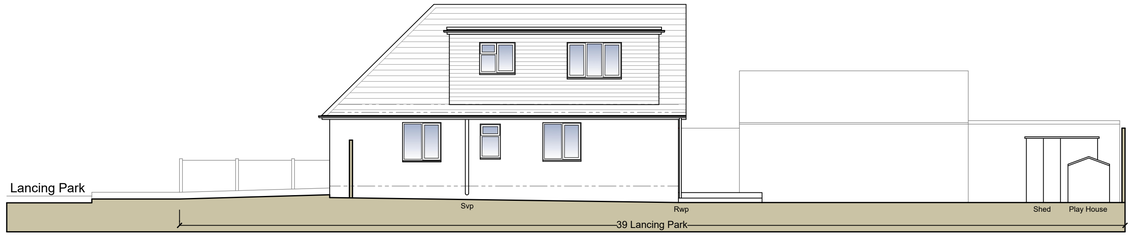

Existing North (Side) Elevation 1:100

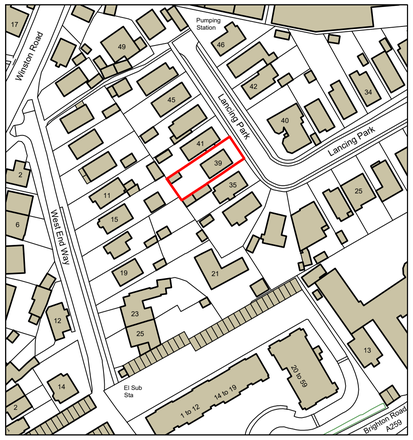

Existing Location Plan 1:1250

0 5 10 20 30 40 50
Metres 1:1250 Scale Bar

N

Key:-

- Indicates existing walls.
- Indicates new / infill masonry walls.
- Indicates line of walls to be removed.
- Indicates line of structure over.
- Indicates line of structure under.

Schedule Of Existing Materials:-

Roof - Tiled pitched roof & flat roof dormers.

Walls - Rendered masonry walls with tile hanging to dormers.

Doors & Windows - White finish.

Rainwater Goods - Finished black.

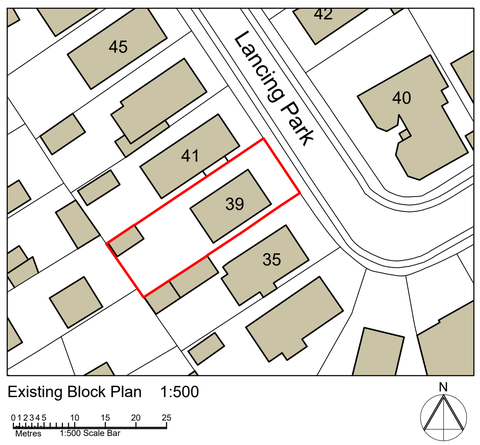

Existing Block Plan 1:500

0 1 2 3 4 5 10 15 20 25
Metres 1:500 Scale Bar

N

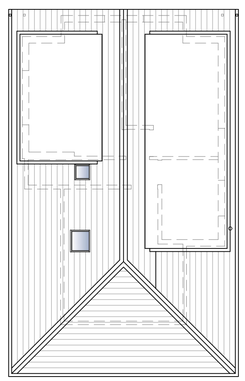

Existing Roof Floor Plan 1:100

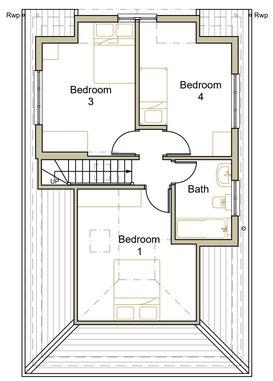

Existing First Floor Plan 1:100

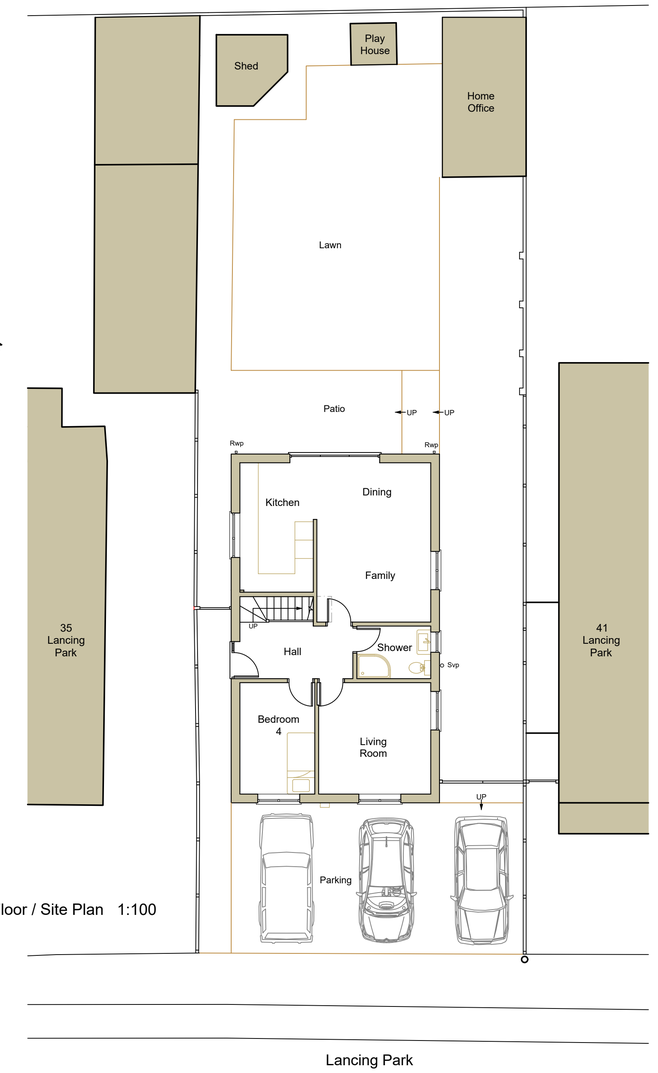

Existing Ground Floor / Site Plan 1:100

0 1 2 3 4 5 6 7 8 9 10
Metres 1:100 Scale Bar

J H Pfeiffer
BA Hons Dip Arch
Architecture & Design

76 Brougham Road
Worthing, West Sussex, BN11 2NU
Tel: 07776 253076
E-mail: heidipfeiffer@hotmail.com

Project:-
Proposed Single-Storey Side Extension at 39 Lancing Park, Lancing, BN15 8RF

Client:-
Mr & Mrs Hanley

Address:-
39 Lancing Park, Lancing, West Sussex, BN15 8RF

Drawing Title:-
Existing Location Plan, Block Plan, Plans & Elevations

Scale:-
1:1250 / 1:500 / 1:100 @ A1

Date:-
July 2024

Drawing No:-
1471 / EX01

Rev:-
A