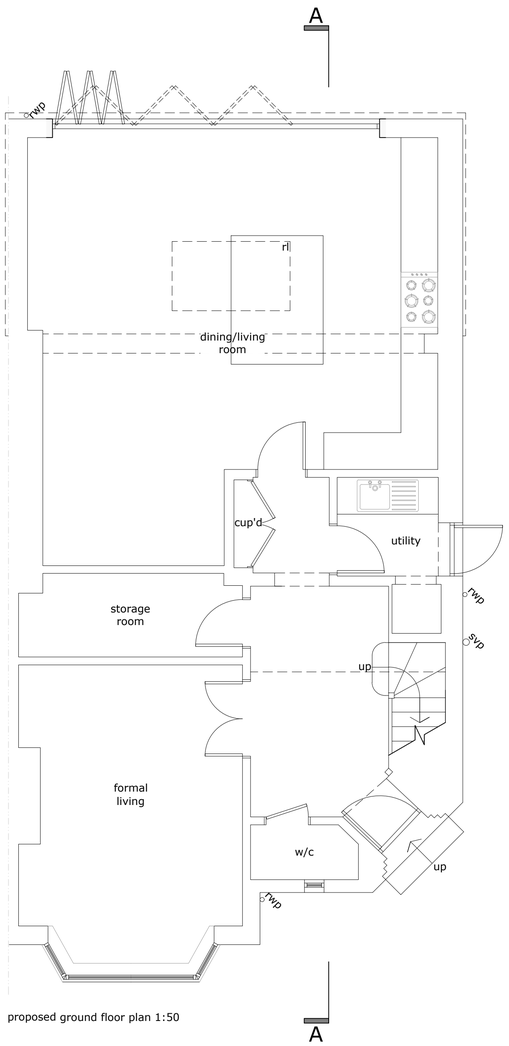

proposed ground floor plan 1:50

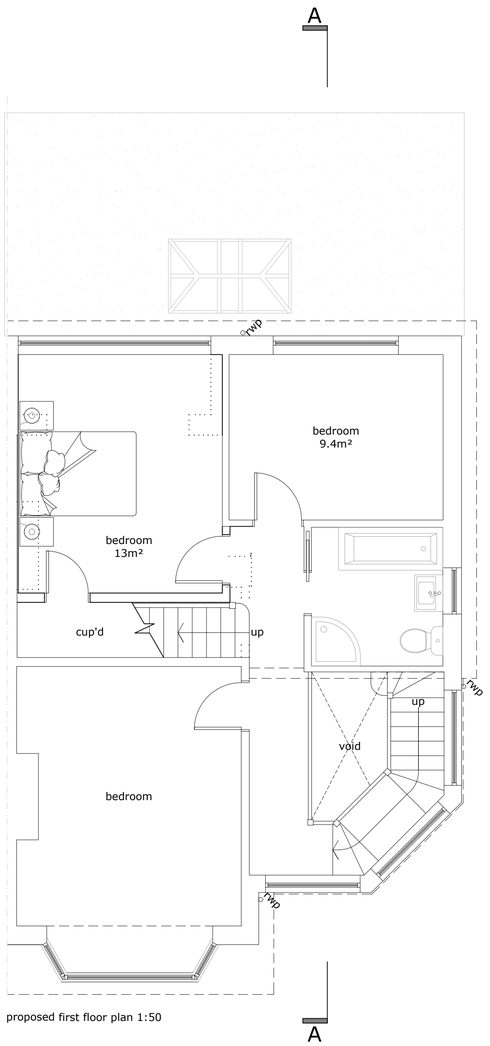

proposed first floor plan 1:50

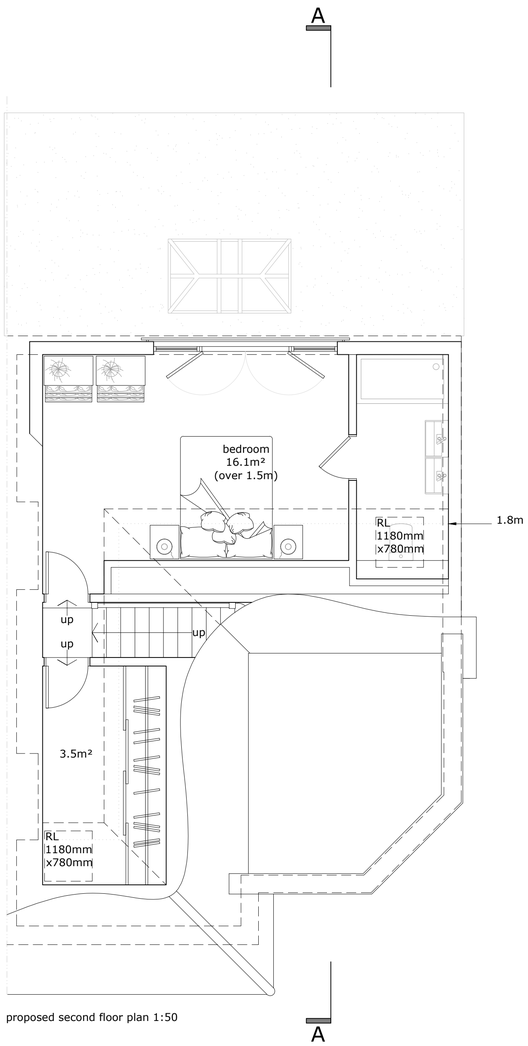

proposed second floor plan 1:50



ADDITIONAL VOLUME CALCULATION

hip-to-gable extension:
volume = (2*0 + 4.645) * 5.907 * 3.072 / 6 = 8.87m³

dormer max width:
50 - 8.87 = 21.25
41.13 / 2.87 = 14.3m

proposed dormer volume:
2.87 * 7.046 = 20.3m³

proposed additional volume:
8.87 + 20.3 = 29.2m³

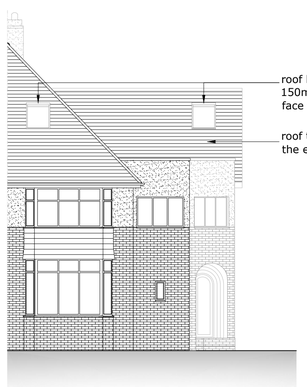

proposed north elevation 1:100

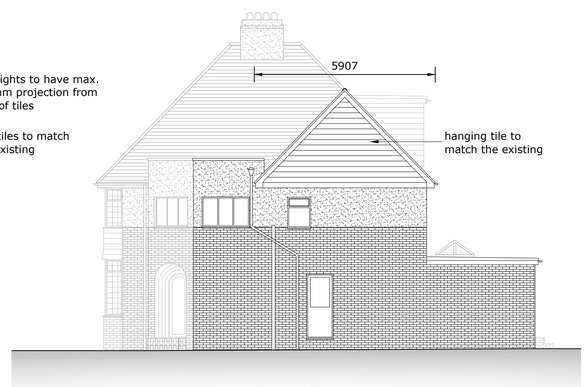

proposed west elevation 1:100

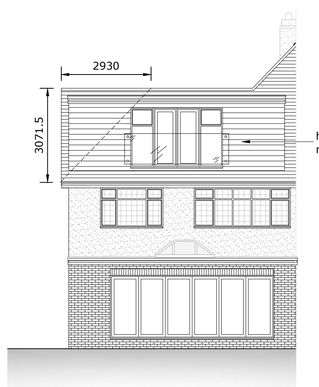

proposed south elevation 1:100

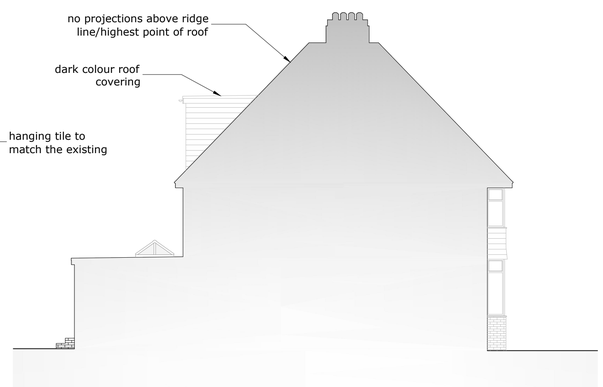

proposed east elevation 1:100

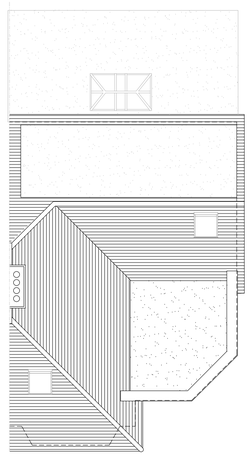

proposed roof plan 1:100

1:500 0 10 20 30 40 50 60 70 80 90 100m

1:100 0 1 2 3 4 5 6 7 8 9 10 15 20m

1:50 0 1 2 3 4 5 6 7 8 9 10m

darby architectural
www.darby-archi.com
hello@darby-archi.com

84 Westbourne Street
Hove
East Sussex
BN3 5FA
01273 884923

Company Number
11680982

VAT Number
343569580

connect with us

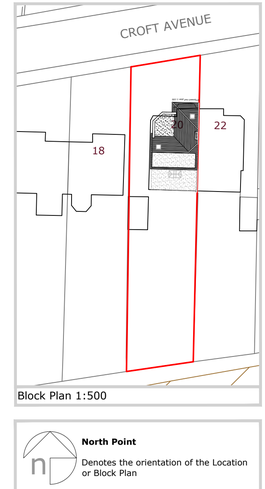

Block Plan 1:500

North Point

Denotes the orientation of the Location or Block Plan

Hazard Symbol

Particular attention to be paid where this symbol is placed on drawing

Notes

- All dims to be checked on site
- Drawing shown to scale however dimensions are available on request
- Copyright of all data produced by Darby Architectural shall remain with Darby architectural unless otherwise agreed
- Measures to mitigate risk should be considered at all stages of design development and construction

Rev:	Description:	By:	Date:

Stage:
Proposed

Client:
Mr & Mrs Miles

Site/Project:
20 Croft Avenue
Southwick
West Sussex
BN42 4AB

Drawing Title:
Proposed plans, section and elevations

Scale:	Paper Size:	Drawn:	Checked:
In DWG	A1	CD/BG	C Darby
Project No:	Drawing No:	Revision:	Date:
0470	02		01.08.2022

© Darby Architectural Limited 2022