PROPOSED ELEVATIONS 1:100@ A3

0 1 2 3 4 5m
metres

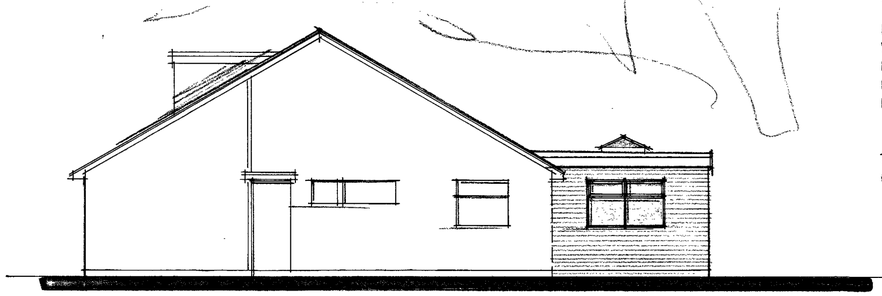

SIDE (w) ELEVATION 1:100

SCHEDULE OF FINISHES

ELEVATIONS	-	face brickwork
WINDOWS	-	white PVCu plastic & double glazed
ROOF	-	composite GRP flat roof
EAVES	-	white PVCu and double glazed
R/W GOODS	-	white PVCu half round guttering with 63mm diameter downpipes

THE CONTRACTOR IS TO PROVIDE SAMPLES FOR APPROVAL BY THE CLIENT AND THE LOCAL PLANNING AUTHORITY WHERE REQUIRED.

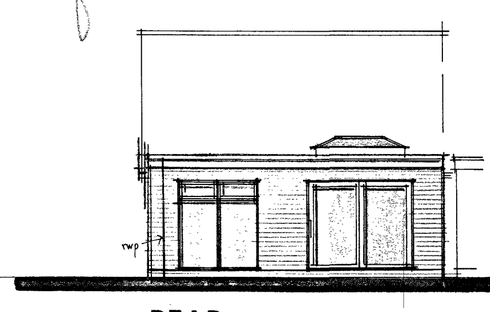

REAR

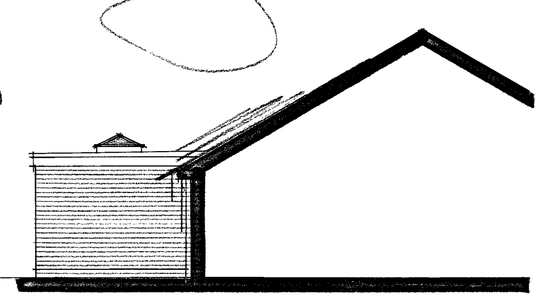

SIDE (e)

THIS DRAWING TO BE READ IN CONJUNCTION WITH STRUCTURAL ENGINEERS DETAILS & CALCULATIONS

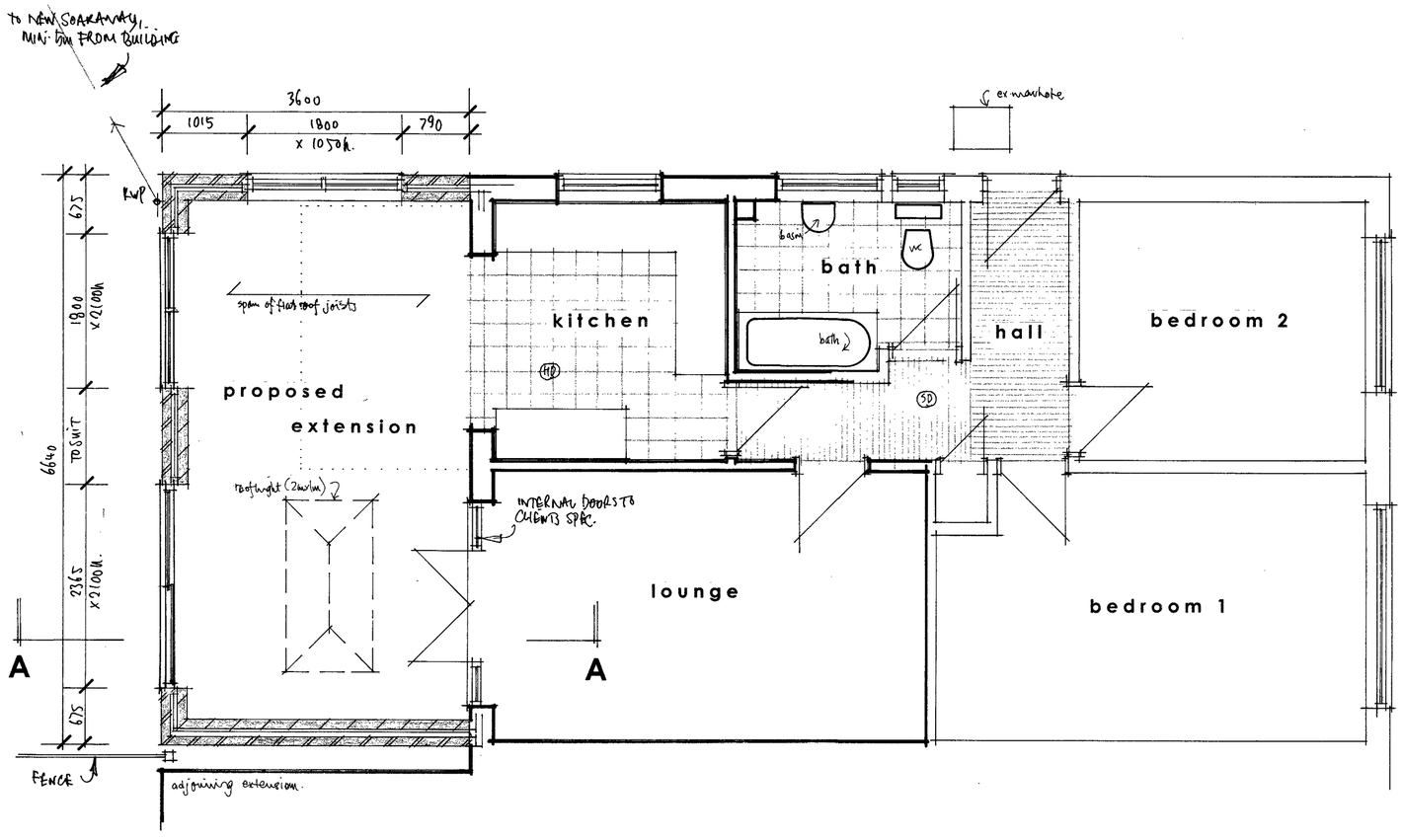

GROUND FLOOR PLAN 1:50 @ A2

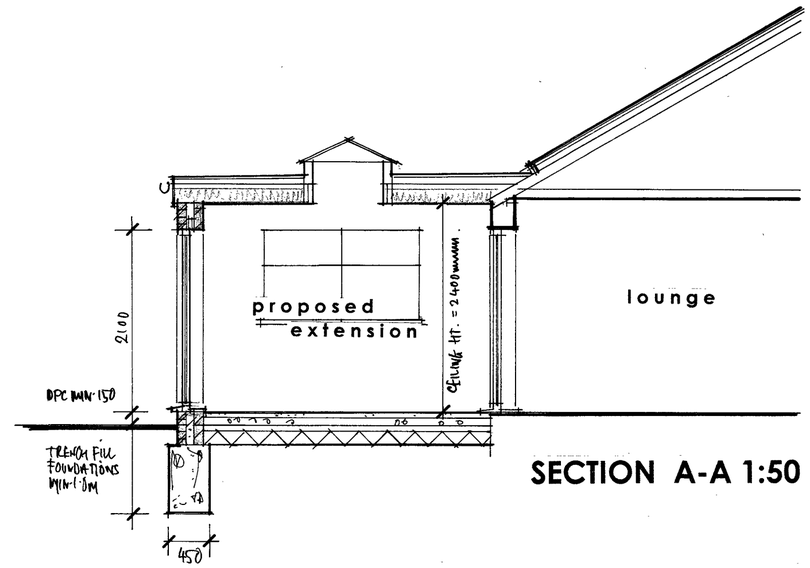

SECTION A-A 1:50

Figured dimensions to take precedence over scaled dimensions. The contractor is to verify all dimensions on site before commencing any works.

Any discrepancies whatsoever to be brought to the attention of the client immediately.

The copyright of this drawing is reserved and the drawing must not be disclosed without authority.

Project

9 TEST ROAD, SOMPTING

Proposed rear extension

Client

Ms Nisbet

Drawing no. **ST/TR/02**

Scale **AS SHOWN** | Date **June 2018**

Drawn By **WG**

WAYNE GANDER MCIAT
Chartered Architectural Technologist
98 Durrington Lane
WORTHING
West Sussex
BN13 2RQ
Tel/Fax 01903 694817
Email - waynegander08@gmail.com